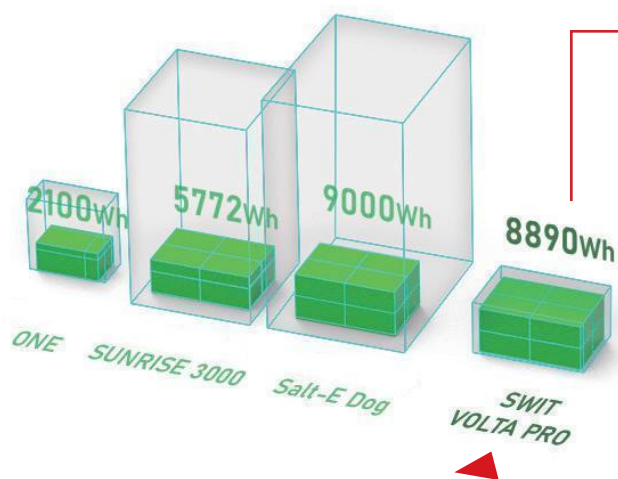


SWIT®

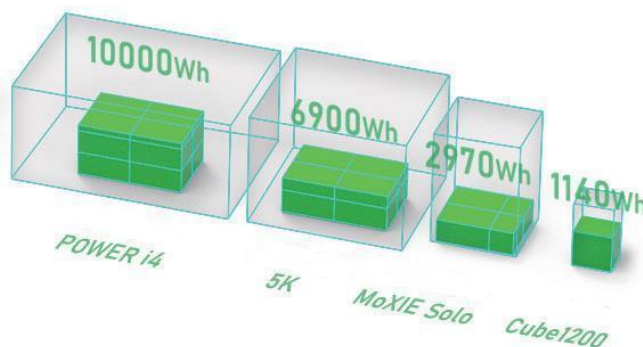
VOLTA PRO Modular Power Station

8890Wh Large Capacity
3200W AC+DC Load
-20°C Power Up
IP54 Water Proof



Impressive Energy Density

Nearly 9kWh in Carry-on Luggage Size
600×400mm Eurobox Standard Base




Daisy Chain Expand

Infinity Power Supply



Modular Battery Packs

Convenient Service / Replacement
Plug & Play, with status indicators



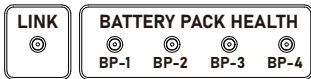
Power Status Indicator

Red ON - Charging 0-79%
 Green Flashing - Charging 80-99%
 Green ON - Fully Charged / Discharging
 RED Flashing - Low Power < 10%
 RED Quick Flashing - Abnormal alert

Power Info Display



Health Status Indicators



Daisy Chain Connectors


Connect more VOLTA PRO units to expand capacity. ([A]→[B]; [B]→[A])

Solar Panel Charging

12-60V, 800W Max, XT60 port
 12 hours fully charged

DC 48V Outputs

Neutrik 3-pin XLR,
 48V 15A/720W each



AC Charging Inputs

180V - 264V, 1500W, True 1 port
 4 hours to 80%, 7 hours fully charged

AC 230V Outputs

2400W constant load in total
 EU / UK / AU standards option



-20°C
Power Up



IP54
Rainproof

Specifications

Capacity	8890Wh (2222.5Wh×4 internally)
Charging	AC 180-264V, 1500W, PowerCON True1
	Solar Panel 12-60V, 800W, XT60
Discharging	AC 230V×2, 2400W in total
	DC 48V 15A/720W×3, 3-pin XLR
	AC+DC 3200W load in total
Working Temp	-20°~+50° discharging and storage
IP rating	IP54 certified
Dimensions	600mm×400mm×296mm
Net Weight	65.5kg

Accessories

