


SWIT



300W Hard Studio Panel



47,000Lux @ 1m Ultra Bright

PL-S300H



Dedicated Bi-color Hard Panel

Innovative Fly-Eye & Scale Surface 45° Lens



SWIT unique compound lens on each LED, with fly-eye and scale surface total reflection optical design, to enhance the diffusion effect of the lens, reducing color aberrations such as macular degeneration. The half-peak beam angle is specifically designed for studio applications at 45°, balancing high illuminance and uniformity of the light spot.



No Fan, No Noise

300W Full Power Running

With SWIT's unique heat dissipation design, this high-power studio light utilizes passive cooling structure, can be full-power operated without the need for fans, ensuring zero noise in the studio environment.



2700K-6500K Continuously

300W Output at any Color Temp

PL-S300H consists of 300W 2700K LEDs and 300W 6500K LEDs, and can be continuously adjusted between 2700K and 6500K, and output 300W power at any color temperature.



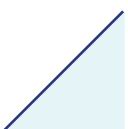
47,000Lux@1m Ultra Bright

300W, 2:1 size for large studios, event stage

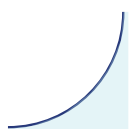
Brightness at distance

Distance	1 meter	3 meters	5 meters	7 meters
Illuminance	47,000Lux	5,220Lux	1,900Lux	960Lux

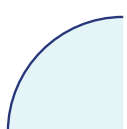
Dimming Curves Selection




Linear



Exponential



Logarithm

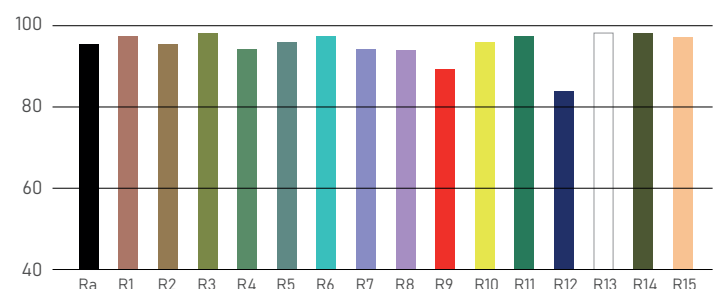


S-curve



Accurate Color Render

CRI 96; TLCI 99; SSI(D55) 75





Power and Control

SWIT

5-pin DMX512 IN & OUT

Optional:
RadioLux Rx
Professional Wireless DMX

5V USB-A Power OUT
Support Firmware Update

Menu Operation

PowerCON TRUE1 AC IN & LOOP

3-pin XLR DC 48V IN

MENU Select / Enter & Return

DIMMER Knob 0-100%

COLOR TEMP Knob 2700-6500K

CCT	DMX	EFF	SYS
6500K		100%	
DMX ON		27 °C	

First screen, directly adjust Dimmer and Color Temp

CCT	DMX	EFF	SYS
DIMMER		5	
COLOR TEMP		24	

Independent DMX addr for Dimmer/Color Temp

CCT	DMX	EFF	SYS
EFFECT			OFF
DIMMER			100
SPEED			5
CYCLE TIME			Once


Light Effect Setting Lightning/Candle etc

CCT	DMX	EFF	SYS
Firmware Update			Yes
DMX ON/OFF			ON
Dimming Curve			Exponential
System Reset			Yes

System Setting USB firmware update



Optional Accessory



40° Honeycomb
Snap-on Quick Install



60° Softbox
15,000Lux @1m



2-cup Pan/Tilt
Pole-operated Yoke



Specifications

Model	PL-S300H
LEDs	280pcs SMD LEDs with Lens
Illuminance	47,000Lux @ 1m
Beam angle	45° half peak
Color Temp	2700K-6500K
Color Render	CRI 96; TLCI 99; SSI(D55) 75
DMX	5-pin DMX512 In&Out
Input Voltage	AC 100-240V, 50/60Hz, DC 48V
Power	300W
Net Weight	9.74kg incl. Barndoors

