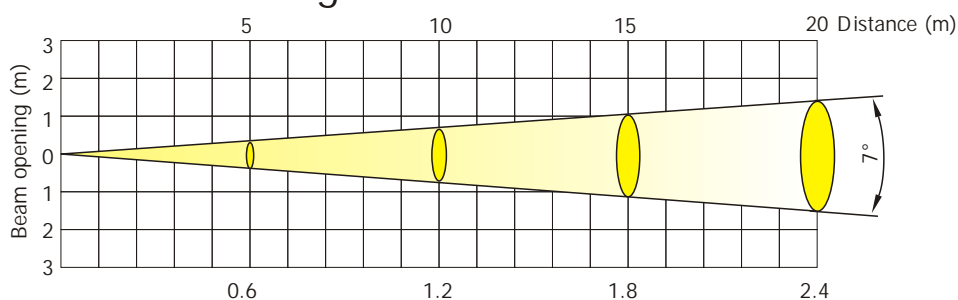


# Robin DL7S Profile

## Photometric Diagrams

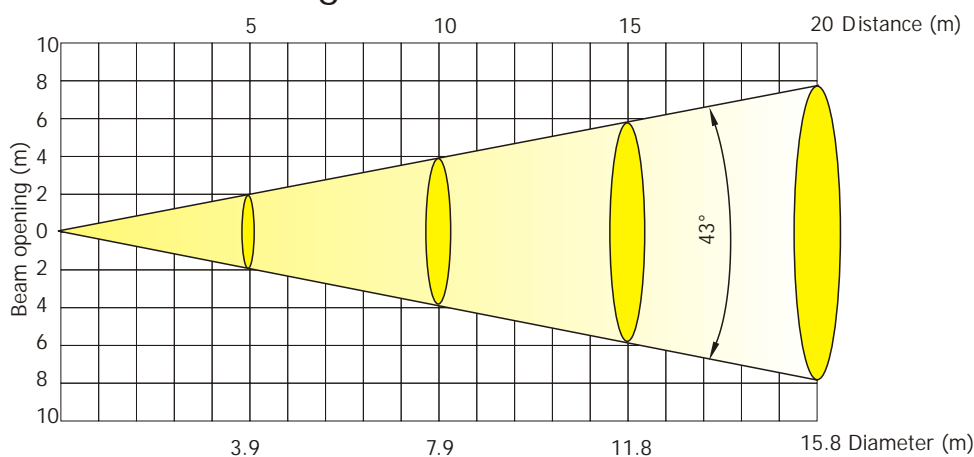
### Beam angle 7° - Min. zoom



Output Mode: Intensity

Distance (m)	5	8	10	12	14	16	18	20	
Red	3450/321	1348/125	860/80	600/56	440/41	337/31	266/25	215/20	Intensity (center) Lux/Footcandles
Green	3700/344	1445/134	925/86	642/60	472/44	361/34	285/27	231/22	
Blue	1070/99	418/39	268/25	186/17	137/13	105/10	83/8	67/6	
Amber	2730/254	1066/99	683/63	474/44	348/32	266/25	210/20	170/16	
Cyan	2260/210	883/82	565/52	392/37	288/27	221/21	174/16	141/13	
Congo Blue	3.5/0.3	1.4/0.1	0.9/0.1	0.6/0.1	0.4/0	0.3/0	0.3/0	0.2/0	
Light Green	11940/1109	4664/433	2985/277	2073/193	1523/141	1166/108	921/86	746/70	
R+G+B+A+C+CB+LG	17720/1646	6922/643	4430/412	3076/286	2260/210	1730/161	1367/127	1108/103	

### Beam angle 43° - Max. zoom



Output Mode: Intensity

Distance (m)	5	8	10	12	14	16	18	20	
Red	166/15	65/6	42/4	29/2.7	21/2	16/1.5	13/1.2	10/1	Intensity (center) Lux/Footcandles
Green	174/16	68/6	44/4	30/2.8	22/2.1	17/1.6	13/1.2	11/1.0	
Blue	53/5	21/1.9	13/1.2	9/0.9	7/0.6	5/0.5	4/0.4	3/0.3	
Amber	365/40	143/13	91/8.5	63/5.9	47/4.3	36/3.3	28/2.6	23/2.1	
Cyan	101/9	40/4	25/2.3	18/1.6	13/1.2	10/0.9	8/0.7	6/0.6	
Congo Blue	0.2/0	0.1/0.1	0.1/0	0/0	0/0	0/0	0/0	0/0	
Light Green	550/51	215/20	137/13	95/9	70/6.5	54/5	42/4	34/3.2	
R+G+B+A+C+CB+LG	820/76	320/30	205/19	142/13	105/10	80/7.4	63/6	51/5	

Fixture settings:

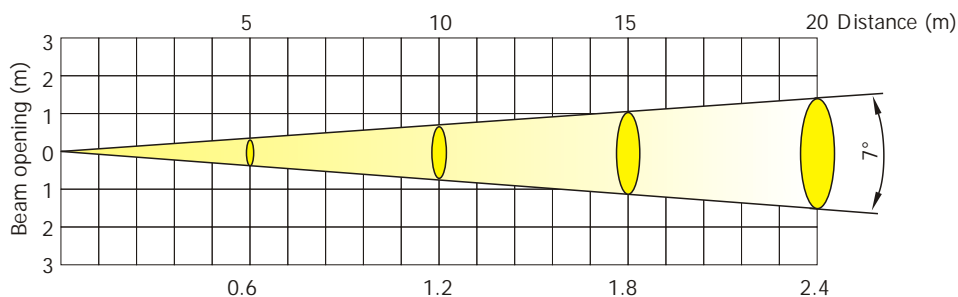
- DMX Mode: 3
- Colour calibration mode: On
- Colour mixing mode: RGB
- Output mode: Intensity
- Theatre mode: Off

# Robin DL7S Profile

## Photometric Diagrams

### Beam angle 7° - Min. zoom

Total Output: 5370 lumens @ 8000K

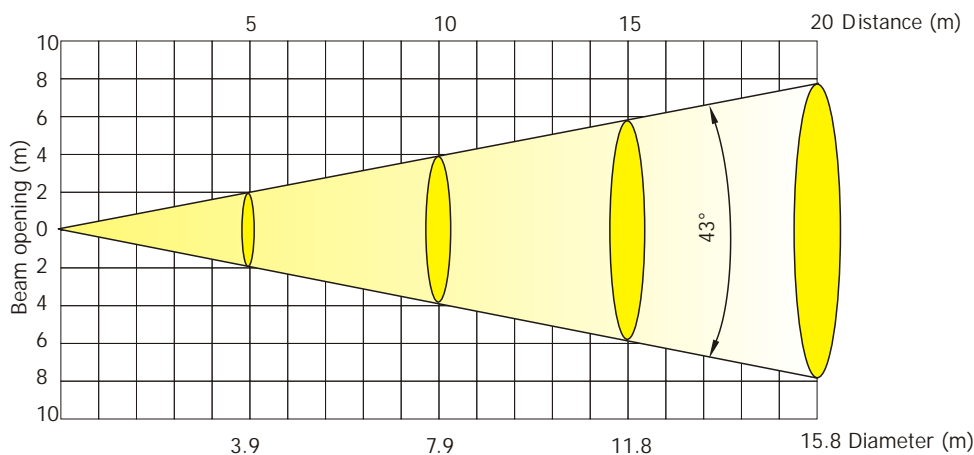


#### Output Mode: Intensity

Distance (m)	5	8	10	12	14	16	18	20	
White 2700K	10660/990	4164/387	2665/248	1850/172	1360/126	1041/97	822/76	666/62	Intensity (center) Lux/Footcandles
White 3200K	12050/1120	4707/437	3013/280	2090/194	1537/143	1177/109	930/86	753/70	
White 4200K	14100/1310	5507/512	3525/328	2448/227	1798/167	1377/128	1088/101	881/82	
White 5600K	16220/1507	36336/589	4055/377	2816/262	2069/192	1584/147	1252/116	1014/94	
White 6600K	16740/1555	3527/328	2558/210	1567/146	1152/107	882/82	695/65	564/52	
White 8000K	17500/1626	6836/635	4375/407	3038/282	2232/207	1710/159	1350/125	1094/102	

### Beam angle 43° - Max. zoom

Total Output: 8300 lumens @ 8000K



#### Output Mode: Intensity

Distance (m)	5	8	10	12	14	16	18	20	
White 2700K	535/50	209/19	134/12	93/9	68/6	52/5	41/3.8	33/3	Intensity (center) Lux/Footcandles
White 3200K	577/54	225/21	144/13	100/9	75/7	56/5	44/4	36/3.4	
White 4200K	664/62	259/24	166/15	115/11	85/8	65/6	51/5	42/4	
White 5600K	731/68	286/27	182/17	127/12	94/9	72/7	56/5	46/4.2	
White 6600K	750/70	293/27	188/17	130/12	96/9	73/7	58/5	47/4.4	
White 8000K	800/74	313/29	200/19	140/13	102/9.5	78/7	62/5.7	50/4.6	

#### Fixture settings:

DMX Mode: 3 (R+G+B+A+C+CB+LG=full)

Colour calibration mode: On

Colour mixing mode: RGB

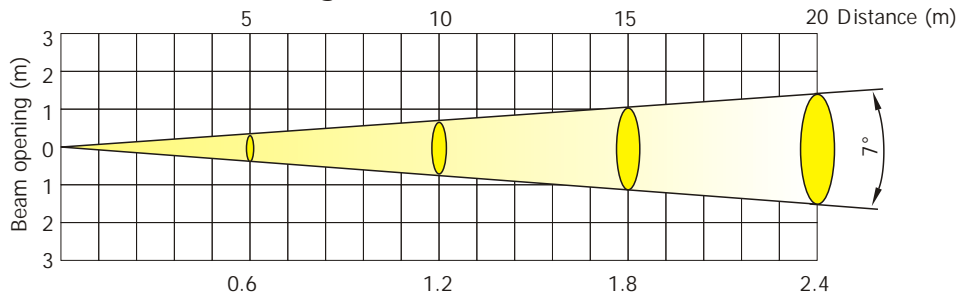
Output mode: Intensity

Theatre mode: Off

# Robin DL7S Profile

## Photometric Diagrams

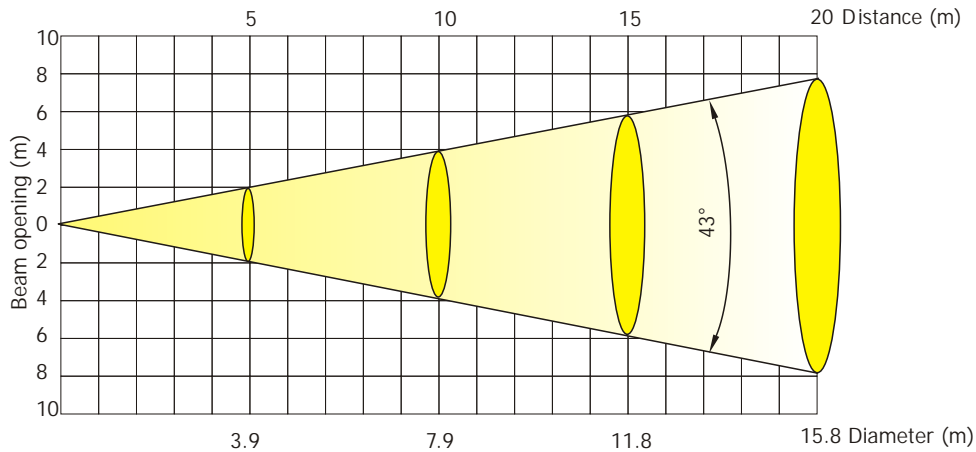
### Beam angle 7° - Min. zoom



Output Mode: CRI (70)

Distance (m)	5	8	10	12	14	16	18	20	
White 2700K	8820/819	3445/320	2205/205	1530/142	1125/104	862/80	680/63	551/51	Intensity (center) Lux/Footcandles
White 3200K	9980/927	3898/362	2495/232	1732/161	1273/118	975/91	770/72	624/58	
White 4200K	11830/1099	4620/429	2960/275	2054/191	1509/140	1155/107	913/85	740/69	
White 5600K	13420/1247	5242/487	3355/312	2330/217	1712/159	1310/122	1035/96	839/78	
White 6600K	13950/1296	5450/506	3487/324	2422/225	1779/165	1362/127	1076/100	872/82	
White 8000K	15000/1394	5859/544	3750/348	2604/242	1913/177	1465/136	1157/108	938/87	

### Beam angle 43° - Max. zoom



Output Mode: CRI (70)

Distance (m)	5	8	10	12	14	16	18	20	
White 2700K	425/40	166/15	106/10	74/7	54/5	42/4	33/3	27/2.5	Intensity (center) Lux/Footcandles
White 3200K	480/45	188/17	120/11	83/8	61/6	47/4.4	37/3.4	30/3	
White 4200K	570/53	223/21	143/13	99/9	73/7	56/5	44/4	36/3.3	
White 5600K	638/59	249/23	160/15	110/10	82/8	62/6	49/4.6	40/3.7	
White 6600K	663/62	259/24	166/15	115/11	85/8	65/6	51/5	42/3.8	
White 8000K	700/65	273/25	175/16	122/11	90/8	68/6.4	54/5	43/4	

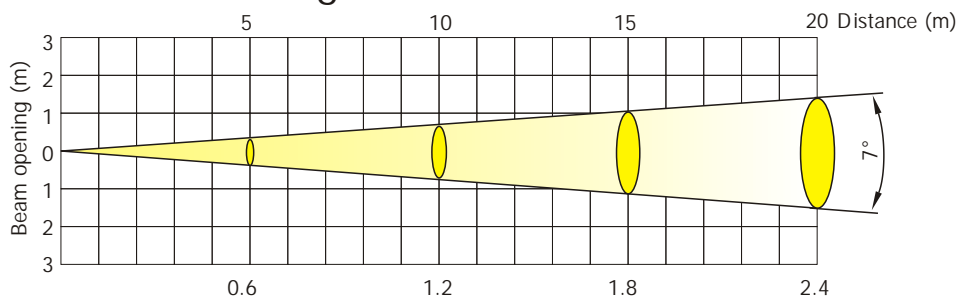
Fixture settings:

- DMX Mode: 3 (R+G+B+A+C+CB+LG=full)
- Colour calibration mode: On
- Colour mixing mode: RGB
- Output mode: CRI
  - Output Uniformity: On
  - Output Consistency: 50°C
  - CRI Selection: 70
- Theatre mode: Off

# Robin DL7S Profile

## Photometric Diagrams

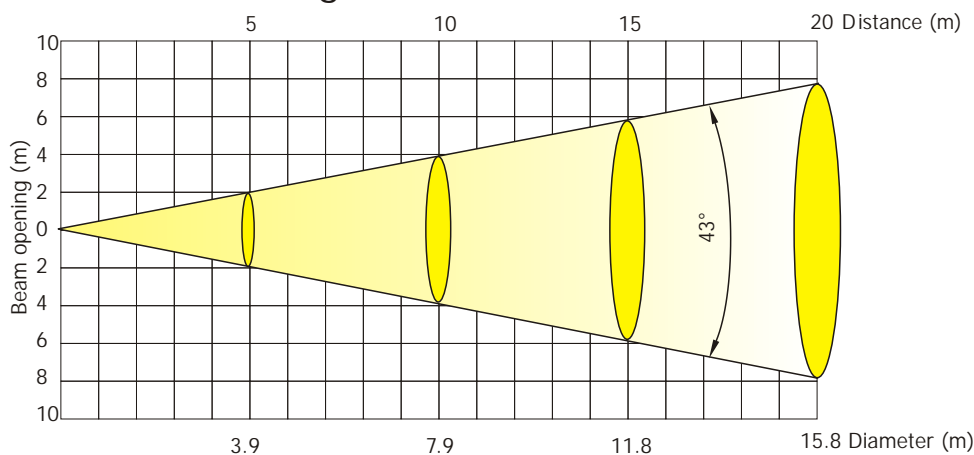
### Beam angle 7° - Min. zoom



Output Mode: CRI (80)

Distance (m)	5	8	10	12	14	16	18	20	
White 2700K	7100/660	2773/258	1775/165	1233/115	906/84	693/64	550/51	443/41	Intensity (center) Lux/Footcandles
White 3200K	8230/765	3215/299	2058/191	1429/133	1248/116	955/89	754/70	611/57	
White 4200K	9777/908	3820/355	2444/227	1698/158	970/90	742/69	586/55	475/44	
White 5600K	11390/1058	4450/413	2848/265	1977/184	1453/135	1112/103	880/82	712/66	
White 6600K	11960/1111	4672/434	2990/278	2076/193	1525/142	1168/109	923/86	748/69	
White 8000K	12820/1191	5007/465	3205/298	2256/207	1635/152	1252/116	989/92	801/74	

### Beam angle 43° - Max. zoom



Output Mode: CRI (80)

Distance (m)	5	8	10	12	14	16	18	20	
White 2700K	345/32	135/13	86/8	60/6	44/4	34/3	27/2.5	22/2	Intensity (center) Lux/Footcandles
White 3200K	394/37	154/14	99/9	68/6	50/5	39/3.6	30/2.8	25/2	
White 4200K	467/43	182/17	117/11	81/8	60/6	46/4	36/3	30/3	
White 5600K	548/51	214/20	137/13	95/9	70/7	54/5	42/4	34/3	
White 6600K	578/54	226/21	144/13	100/9	74/7	56/5	45/4	36/3.4	
White 8000K	625/58	244/23	156/15	109/10	80/7.4	61/6	48/4.5	39/3.6	

Fixture settings:

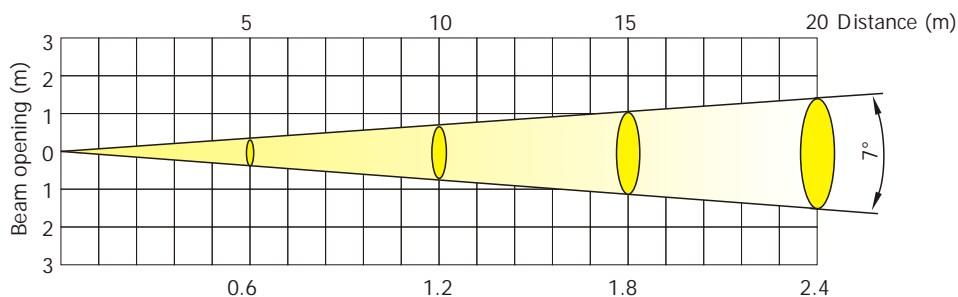
- DMX Mode: 3 (R+G+B+A+C+CB+LG=full)
- Colour calibration mode: On
- Colour mixing mode: RGB
- Output mode: CRI
  - Output Uniformity: On
  - Output Consistency: 50°C
  - CRI Selection: 80
- Theatre mode: Off

# Robin DL7S Profile

## Photometric Diagrams

### Beam angle 7° - Min. zoom

Total Output: 3160 lumens @ 8000K

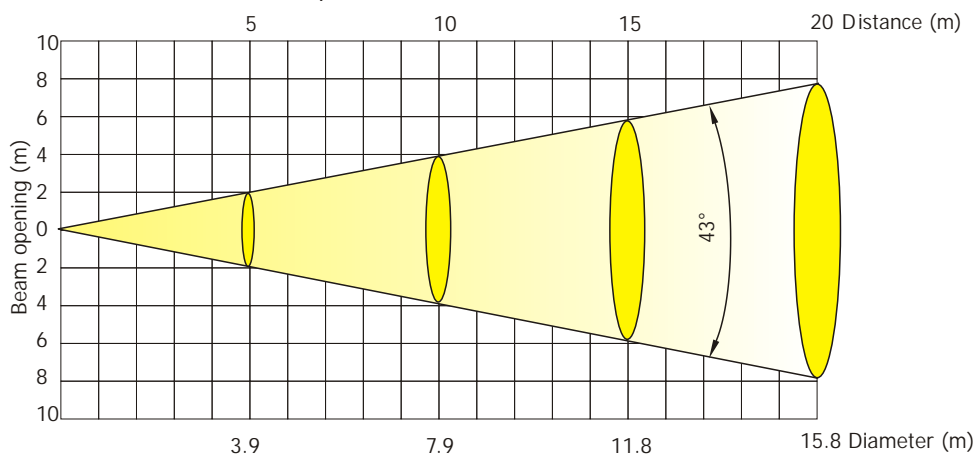


Output Mode: CRI (90+)

Distance (m)	5	8	10	12	14	16	18	20	
White 2700K	5450/506	2130/198	1362/127	950/88	695/65	532/49	420/39	340/32	Intensity (center) Lux/Footcandles
White 3200K	6330/588	2473/230	1583/147	1099/102	807/75	618/57	488/45	395/37	
White 4200K	7600/706	2970/276	1900/177	1319/123	970/90	742/69	586/55	475/44	
White 5600K	9520/884	3720/346	2380/221	1653/154	1214/112	930/86	735/68	595/55	
White 6600K	10140/942	3961/368	2535/235	1760/163	1293/120	990/92	782/73	634/59	
White 8000K	11100/1031	4336/403	2775/258	1927/179	1416/132	1084/101	856/80	694/65	

### Beam angle 43° - Max. zoom

Total Output: 5020 lumens @ 8000K



Output Mode: CRI (90+)

Distance (m)	5	8	10	12	14	16	18	20	
White 2700K	260/24	102/9	65/6	45/4.2	33/3	25/2.4	20/2	18/1.6	Intensity (center) Lux/Footcandles
White 3200K	302/28	118/11	76/7	52/5	39/4	30/2.7	23/2.2	19/2	
White 4200K	359/33	140/13	90/8	62/6	46/4	35/3	28/2.6	22/2	
White 5600K	445/41	174/16	111/10	77/7	57/5	44/4	34/3.2	28/2.6	
White 6600K	480/45	188/17	120/11	83/8	61/5.7	47/4.4	37/3.4	30/2.8	
White 8000K	536/50	209/20	134/12	93/9	68/6.4	52/5	41/4	34/3.1	

Fixture settings:

- DMX Mode: 3 (R+G+B+A+C+CB+LG=full)
- Colour calibration mode: On
- Colour mixing mode: RGB
- Output mode: CRI
  - Output Uniformity: On
  - Output Consistency: 50°C
  - CRI Selection: 90+
- Theatre mode: Off

Copyright © 2015-2016 Robe Lighting s.r.o. - All rights reserved  
All Specifications subject to change without notice