

ZEP - 340LFCW

340 - LED 150 W



- **Type:** Single lens luminaire
- **Source:** LED 150 W
- **PSU:** Electronic - DMX
- **Optics:** 200 mm Fresnel lens
- **Colour temperature:** Cool white

Single lens

Low running costs, high performance

A high output, cold white LED source, 200 mm Fresnel lens and great beam quality, combine with an electronic flicker-free dimmable PSU to create a powerful yet economical LED washlight. Great for TV studio, theatre, event and architectural applications.

Features

- **Colour runners:** Double runners to hold accessories and colour filters
- **Barn door:** Unique rotating barn door with 4 individually rotating blades – makes even the most difficult angle possible
- **DMX:** 8 or 16 bits dimming and strobe function
- **Parameters:** Adjustable curves and response thru 4-button display with automatic light switch-off
- **Control:** local, DMX, wireless DMX (option)
- **Focus reference:** Index for easy focus reference
- **Focus adjustment:** Smooth focus adjustment from rear
- **Tilt reference on hanging yoke:** Index for rapid re-positioning

Optical

- **Very long-life lamp source:** 50 000 hours - Lumen maintenance of greater than 70% after 50 000 hours
- **Dimming:** No clipping or cut-out below 20% - high quality smoothing
- **No colour shift:** Colour temperature remains the same when dimming
- **Unique 200 mm (8 in) lens:** No equivalent on the market in terms of light output and beam quality
- **Wide angle:** up to 93° from edge to edge
- **Beam shaping :** efficient barndoors in any focus position
- **Theatre front cassette:** No light spill to distract audiences or performers

Construction

- **Made in France :** Fully manufactured on the premises retaining complete control over all aspects of quality
- **PSU:** Built-in electronic flicker-free power supply
- **Connectors:** Neutrik® powerCON TRUE1 in and out connectors for daisy chaining
- **Silent-running cooling fans:** Ideal for TV studios and opera houses
- **Bodywork:** Strong sheet metal construction for durability
- **Captive knobs and handles:** Additional security when working at height or in transit
- **Safety first:** Front accessories safety cable attachment point

Picture:340LF

DSEN187_340LFCW - 05/02/2015

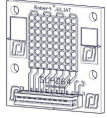
Robert Juliat reserves the right to change or alter any of the items detailed on this page, to increase or improve manufacturing techniques without prior notice.

Robert Juliat S.A.S., 32 rue de Beaumont, 60530 Fresnoy-en-Thelle - France
Telephone : +33 (0)3 44 26 51 89 - fax : +33 (0)3 44 26 90 79 - info@robertjuliat.fr
www.robertjuliat.com



ROBERT JULIAT

Admissible lamps



Lamp type: LED
Power: 150W

Reference	Power	Lumen output	Colour temperature	Lamp life	CRI (min)
SUHD64 CW W (RJ / Osram)	150 W	17 000 lm	6500K	50 000 h	70

Optics

Characteristics

- **Type:** Single lens
- **Beam range:** 11° to 68°
- **Lens:** 200 mm Fresnel lens

Gel filter

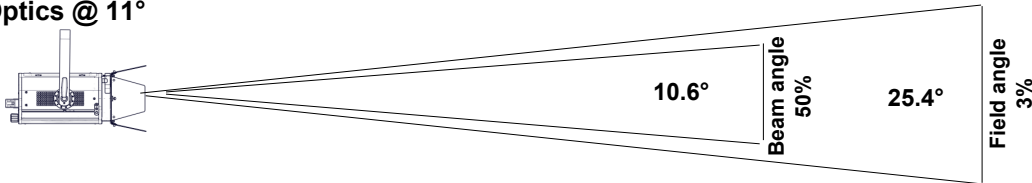
- **Shape:** Square
- **Standard size:** 215x215 mm (8.5x8.5 in)

Front extension cassette for 215x215mm accessories recommended for dark colours

Photometrics

with SUHD64 CW W (RJ / Osram) source

• Optics @ 11°

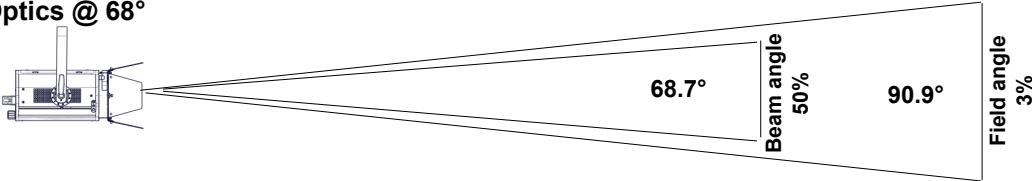


Beam intensity
95 500 cd

Distance	3 m	5 m	7 m	10 m	12 m	15 m
Diameter	1.4 m	2.3 m	3.2 m	4.5 m	5.4 m	6.8 m
Illumination	11 000 lux	3 850 lux	1 950 lux	960 lux	670 lux	430 lux
Distance	10 ft	15 ft	25 ft	35 ft	40 ft	50 ft
Diameter	4.5 ft	6.8 ft	11.3 ft	15.8 ft	18 ft	22.5 ft
Illumination	960 fc	430 fc	160 fc	80 fc	60 fc	39 fc

CCT
8 000 K

• Optics @ 68°



Beam intensity
9 100 cd

Distance	3 m	5 m	7 m	10 m	12 m	15 m
Diameter	6.1 m	10.2 m	14.2 m	20.3 m	24.4 m	30.5 m
Illumination	1 050 lux	370 lux	190 lux	95 lux	65 lux	41 lux
Distance	10 ft	15 ft	25 ft	35 ft	40 ft	50 ft
Diameter	20.3 ft	30.5 ft	50.8 ft	71.1 ft	81.3 ft	101.6 ft
Illumination	95 fc	41 fc	15 fc	8 fc	6 fc	4 fc

CCT
7 500 K

Remote control

• **Data protocol:** USITT DMX512-A

• **Data IN connector:** 5 pins XLR male

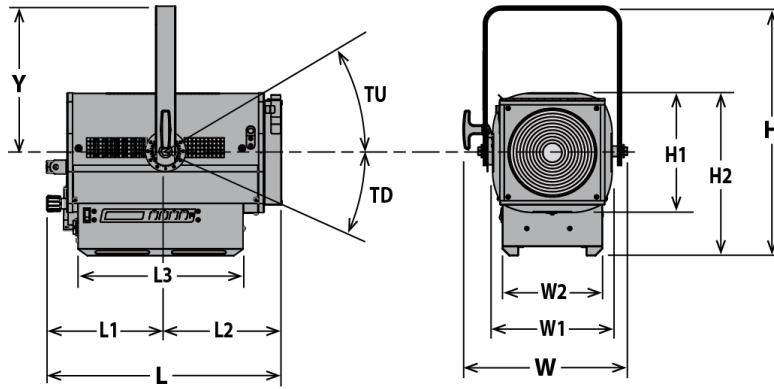


• **Data OUT connector:** 5 pins XLR female

• **DMX chart:**

	Mode 1	Mode 2	Mode 3	Mode 4
Channels	Dimmer	Dimmer Strobe	Dimmer Dimmer fine	Dimmer Dimmer fine Strobe

Dimensions, weight and volumes



Weight: 14.2 kg (31.2 lbs)

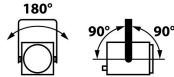
Height	Length	Width	Yoke	Tilt
H= 521 mm (20.5 in)	L= 494 mm (19.4 in)	W= 344 mm (13.5 in)	Y= 303 mm (11.9 in)	TU= 90°
H1= 250 mm (9.8 in)	L1= 250 mm (9.8 in)	W1= 250 mm (9.8 in)		TD= 90°
H2= 343 mm (13.5 in)	L2= 244 mm (9.6 in)	W2= 210 mm (8.3 in)		
	L3= 346 mm (13.6 in)			

Shipping

- **Weight :** 19.5 kg (42.9 lbs)
- **Volume :** .09 m³ (3.25 ft³)

Installation

- **Minimum distance to illuminated surface:** 0.2 m (0.5 ft)
- **Operating position:**



Approvals



Construction

- **Housing:** Steel sheet - Aluminium
- **Colour:** Black
- **Cooling:** Low noise variable fan
- **Maximum ambient temperature (Ta):** 40°C (104°F)
- **Maximum case temperature (Tc) :** 65°C (149°F)
- **Total heat dissipation:** 631 BTU/h
- **Protection rating:** 20

Electrical compatibility

- 220/230 V - 50 Hz
- 220 V - 60 Hz
- 245 V - 50 Hz
- 100 V - 50 Hz
- 110/120 V - 60 Hz
- 100 V - 60 Hz
- 208 V - 60 Hz
- Selector: automatic detection

Power cable



- **Cable:** H07RNF 3G1.5
- **Length:** 3 m (9,8 ft)
- **Connectors:**
In: CEE 7/7 (2P+E NF/Schuko)
Out: Neutrik powerCON TRUE1

Power consumption

Voltage	Frequency	Current	Power	Power factor
230 V	50 Hz	0.8 A	185 W	>0.95
120 V	60 Hz	1.5 A	185 W	>0.98
100 V	60 Hz	1.8 A	185 W	>0.98



Power Supply Unit

- **PSU:** Internal - Electronic PSU - Flicker free with PFC
- **Control:** Local / DMX
- **Protection:** Mains: 4A 1P1D breaker - UL /
- **Power thru:** Neutrik powerCON TRUE1 - Maximum of 19 units (230 V) / 10 units (110 V)





Model

340LFCW	LED 150 W Single lens luminaire - 200mm Fresnel - 340LFCW ZEP - 6500K
----------------	---

Options

LT-Fresnel	Licht-Technik motorisation controlled by DMX: Pan, tilt, focus, barndoors, colour changer
PCP1716A	16A blue 2P+E 6h IEC60309 power connector 
PO/Z	Pole operation yoke (PAN/TILT/Focus)
W-DMX/ZF	W-DMX wireless DMX 

Accessories

PF1000M2	215x215mm metal filter holder 1 included	
CF1000	4 rotating leaves on a rotating barndoor - 215x215mm (without safety cable) - Weight: 1,03 Kg	
876	Hook clamp 40x10mm with 28mm M10 screw for Ø35 to 50mm pipes - SWL: 50Kg - Weight: 1,25 Kg	
880	Hook clamp 40x10mm with 28mm M10 screw for Ø50 to 63mm pipes - SWL: 50Kg - Weight: 1,36 Kg	
CS2	Safety cable Ø3 mm L= 600mm - SWL: 75 Kg	