

## True, All-in-One, Handheld Network Tester!

**PLASA Innovation Award Winner!**  
**LDI Debuting Product Award Winner!**  
**Cine Gear Expo Technical Award Winner!**



- Complete analysis of active Network streams and devices
  - Monitors network activity and bandwidth usage
  - Colour-coded, scrolling Packet Lister, with touch navigation, shows raw Ethernet packets
  - Multicast Stream detection with multicast switch support
  - Configurable ICMP Ping sender and responder
  - "Protocol Detector" specifically recognizes standard entertainment industry protocols (Dante, ArtNet, sACN, MANet (2 & 3), HogNet, d3Net, and more)
- PoE detection and analysis of connected sources
- SMPTE LTC Timecode transmitter, receiver and statistics analyzer
- DMX 512 control and analysis via ArtNet, sACN or standard 5-pin DMX
  - DMX Transmission with multiple active universe output and source data editors (touch-sensitive faders, FX engine, stored scene playback & more)
  - Simulate a DMX node by assigning incoming ArtNet or sACN streams to output via 5-pin DMX ports
  - Monitor active incoming sources of DMX, ArtNet or sACN with multiple value display formats, plus flicker-finder and timing statistics
  - DMX Scope, real-time voltage waveform analysis
  - RDM device monitoring supports most standard PID and "Raw PID" modes for custom messages
- "Smart" DMX cable tester, with pin-to-pin and bandwidth testing



For all the latest information, developments and future plans for the ProPlex IQ Tester, please visit The IQ Tester LV Forum, at <http://forum.tmb.com>. The forum is read-only for all who visit, with write access only available to IQ Tester owners.



Optional Carrying Pouch  
Includes two 3-Pin to 5-Pin  
XLR adapters

### Worldwide Exclusive Distribution

sales@tmb.com

Los Angeles  
+1 818.899.8818

London  
+44 (0)20.8574.9700

**tmb**  
www.tmb.com

New York  
+1 201.896.8600

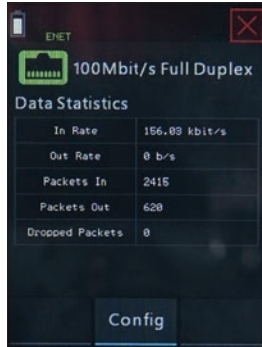
Beijing  
+86 10.8492.1587

Toronto  
+1 519.538.0888

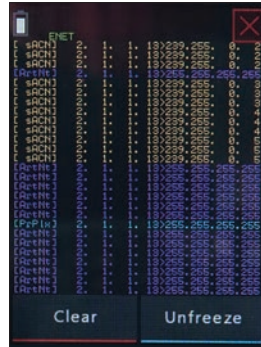
## Touchscreen Interface



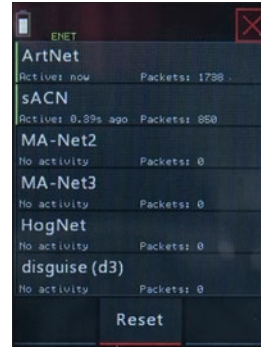
Ethernet Menu (Page 2)



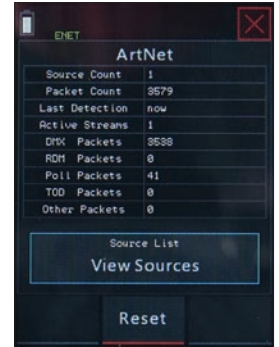
Network Status



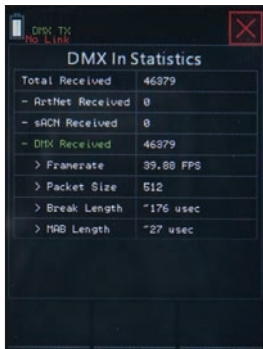
Packet List



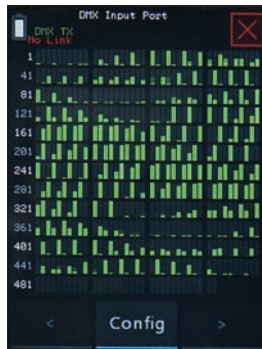
Protocol Detector



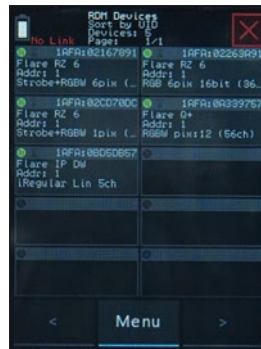
ArtNet Universe Detail



DMX Input Timing



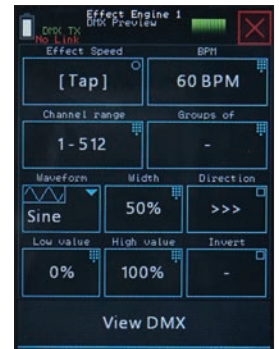
DMX Values



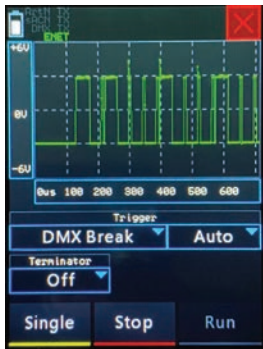
RDM Device List



RDM Device Detail



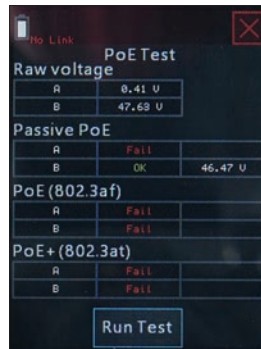
Effect Engine



DMX Scope



DMX Scope Triggers



PoE Test



DMX Cable Test

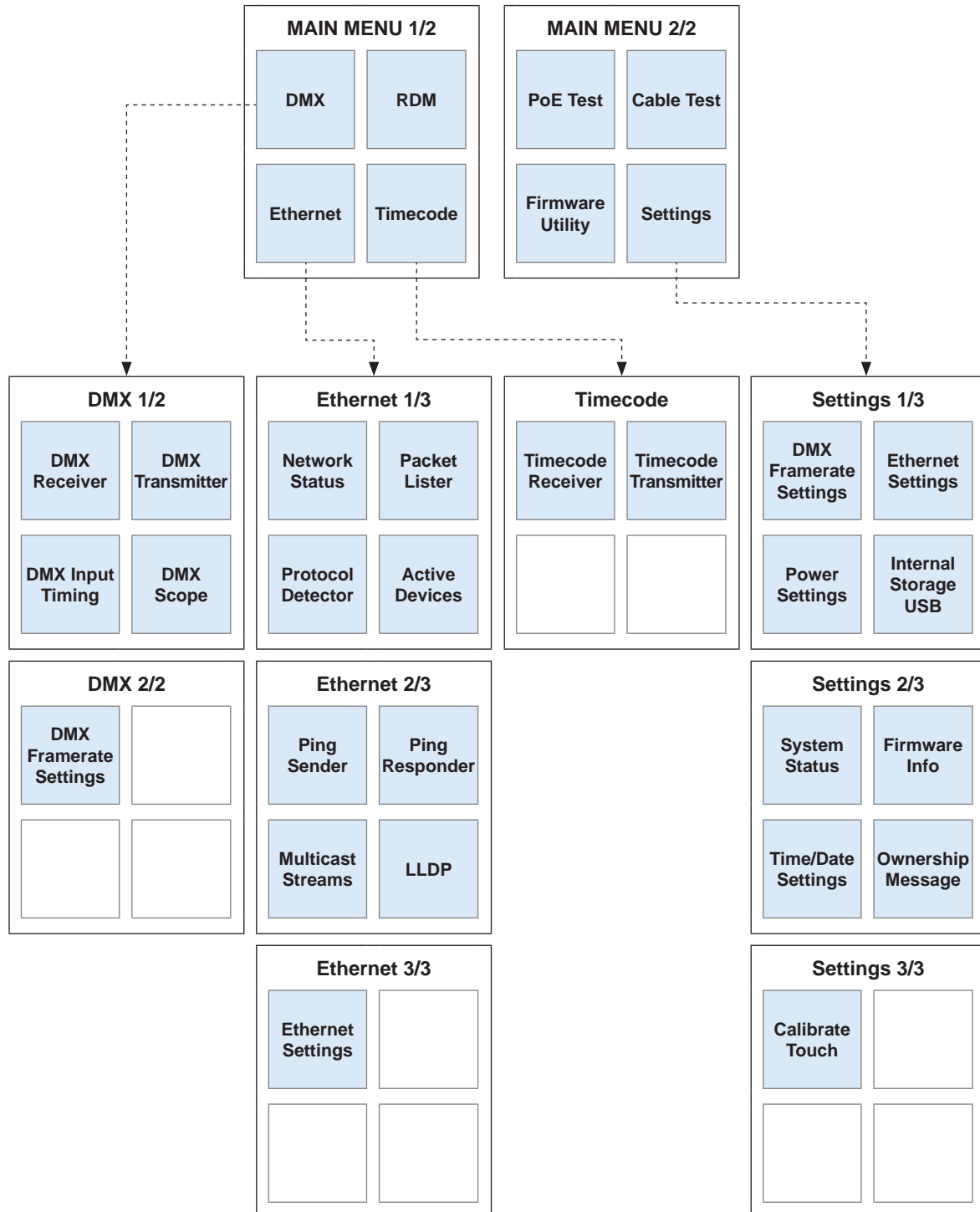


Timecode Playback

### Ordering Codes

| Part Number    | Description   |
|----------------|---|
| PPIQTESTRLV    | ProPlex IQ Tester LV, Network Tester                                |
| PPIQTESTRPPKIT | ProPlex IQ Tester Premium Pouch with 3 to 5 pin adapters (optional) |

## Menu Tree (v1.1.4)



## Feature List (v1.1.4)

### 1. ETHERNET

- 1.1. Network status
  - 1.1.1. Ethernet Link status
  - 1.1.2. Activity monitor / Bandwidth usage
  - 1.1.3. Packet counter
- 1.2. Packet Lister - shows raw Ethernet packets
- 1.3. Protocol detector
  - 1.3.1. ArtNet
  - 1.3.2. sACN
  - 1.3.3. MANet 2 (no multicast join)
  - 1.3.4. MANet 3 (no multicast join)
  - 1.3.5. HogNet
  - 1.3.6. d3Net (only station broadcasts)
  - 1.3.7. HippoNet (only station broadcasts)
  - 1.3.8. GreenGo (no multicast join)
  - 1.3.9. PSN (PosiStageNet)
  - 1.3.10. OSC
  - 1.3.11. ProPlex Manager
  - 1.3.12. Dante (station broadcasts + PTP)
- 1.4. Active devices
  - 1.4.1. List all active IP addresses and MAC addresses
- 1.5. Multicast Streams
  - 1.5.1. List detected multicast streams
  - 1.5.2. List switches with multicast support
- 1.6. Ping (ICMP)
  - 1.6.1. Ping sender:
    - 1.6.1.1. Configurable size (1-1024 bytes)
    - 1.6.1.2. Configurable send interval (10ms-1 minute)
  - 1.6.2. Ping responder
    - 1.6.2.1. Ping responder statistics
- 1.7. Link Layer Discovery Protocol (LLDP) - show connected switch information:
  - 1.7.1. Chassis ID
  - 1.7.2. Port ID
  - 1.7.3. Port Description
  - 1.7.4. System Name

### 2. TIMECODE (SMPTE LTC)

- 2.1. TC Receiver
    - 2.1.1. Operative on both XLR ports (Male and Female)\*\*
    - 2.1.2. Display Time:
      - 2.1.2.1. Red - inactive
      - 2.1.2.2. Orange - timecode startup or jump
      - 2.1.2.3. Green - stable TC detected for > 1 second
    - 2.1.3. Display FPS and format
    - 2.1.4. Display start frame - first valid frame received
    - 2.1.5. Statistic counters:
      - 2.1.5.1. Good frames
      - 2.1.5.2. Incomplete frames
      - 2.1.5.3. Time jumps
      - 2.1.5.4. Pauses
  - 2.2. TC Transmitter
    - 2.2.1. Outputs from both XLR ports (Male and Female)\*\*
    - 2.2.2. Configurable start time
    - 2.2.3. Configurable format (24, 25, 29, 30 FPS and drop-frame)
- (\*\*Requires 5 to 3-pin XLR adapters. Included with Carrying Pouch)

## Feature List (Continued)

3. PoE (Power Over Ethernet) - tests for devices outputting PoE
  - 3.1. Detects PSE (Power-Sourcing Equipment) PoE type and capabilities
    - 3.1.1. Passive PoE
    - 3.1.2. PoE 802.3af
    - 3.1.3. PoE+ 802.3at
  - 3.2. Raw voltage display
4. DMX RECEIVER - for DMX input and ArtNet / sACN
  - 4.1. List active universes (DMX IN always shown on top, then list of active Ethernet universes with protocol type - ArtNet / sACN):
    - 4.1.1. Source IP list (w. packet count)
  - 4.2. Data display formats:
    - 4.2.1. 48ch bars with selectable value display format:
      - 4.2.1.1. Decimal (0-255)
      - 4.2.1.2. Hex (0-FF)
      - 4.2.1.3. Percent (0-100)
    - 4.2.2. 512ch bars
    - 4.2.3. 512ch grid
    - 4.2.4. RGB pixels
    - 4.2.5. RGBW pixels
  - 4.3. Flicker-finder - highlights channels that change value
    - 4.3.1. Hold - if channel has changed values since reset, colour of this channel is changed and never set back
    - 4.3.2. Release - if channel has changed, it is highlighted, but then gradually faded back to default colour; fade time configurable up to 10 seconds
  - 4.4. Store DMX data to Scenes for use with DMX transmitter
5. DMX RECEIVER TIMING
  - 5.1. RS485 timing analysis:
    - 5.1.1. Break (uSec)
    - 5.1.2. MAB (uSec)
    - 5.1.3. Packet rate (Hz)
6. DMX TRANSMITTER
  - 6.1. Unified interface for DMX port and ArtNet/sACN
    - 6.1.1. One universe or universe range output
  - 6.2. Available data sources:
    - 6.2.1. All channels zero
    - 6.2.2. All channels full
    - 6.2.3. DMX input
    - 6.2.4. ArtNet input universe
    - 6.2.5. sACN input universe
    - 6.2.6. Scene
    - 6.2.7. FX Engine
  - 6.3. 6 Scenes that can be edited with:
    - 6.3.1. 4 channel fader view
    - 6.3.2. 6 channel fader view
    - 6.3.3. Numeric keypad (THRU / @ style)
    - 6.3.4. RGB fader mode
    - 6.3.5. RGBW fader mode
  - 6.4. Scenes automatically saved to internal memory

## Feature List (Continued)

### 6.5. FX engine:

- 6.5.1. Adjustable speed with manual BPM entry or "Tap"
- 6.5.2. Selectable channel range with grouping
- 6.5.3. Multiple generation waveforms (Sine, Saw, Triangle, PWM, Random)
- 6.5.4. Adjustable low/high value of waveform

### 6.6. Ability to merge output with DMX input

### 6.7. DMX timing settings:

- 6.7.1. Ethernet - Transmit rate
- 6.7.2. DMX out - Transmit rate, break, MAB

## 7. DMX SCOPE

### 7.1 Set trigger for beginning of capture

- 7.1.1 DMX Break
- 7.1.2 DMX Startcode
- 7.1.3 RDM Break
- 7.1.4 RDM Startcode

### 7.2 Display continuous readout or single capture

## 7. RDM CONTROLLER

### 7.1. Discovered device list sortable by:

- 7.1.1. UID / Manufacturer
- 7.1.2. Model
- 7.1.3. Online/offline status
- 7.1.4. Discovery sequence (unsorted)

### 7.2. Supports most of E1.20 and E1.37-1 PIDs

### 7.3. Supports Manufacturer-specific PIDs

### 7.4. Supports "RAW" PIDs - to SET/GET any unsupported or hidden PID

## 8. CABLE TESTER

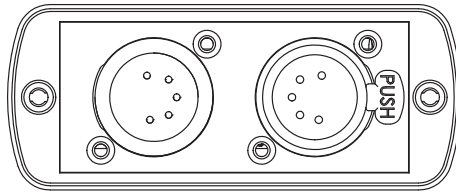
### 8.1. Pin-To-Pin XLR cable test (5-pin, or 3-pin with adapters)

### 8.2. RS485 differential-pair bandwidth test

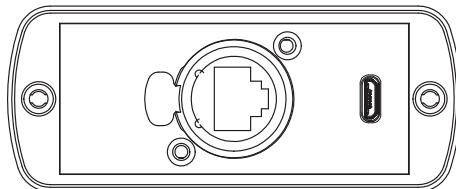
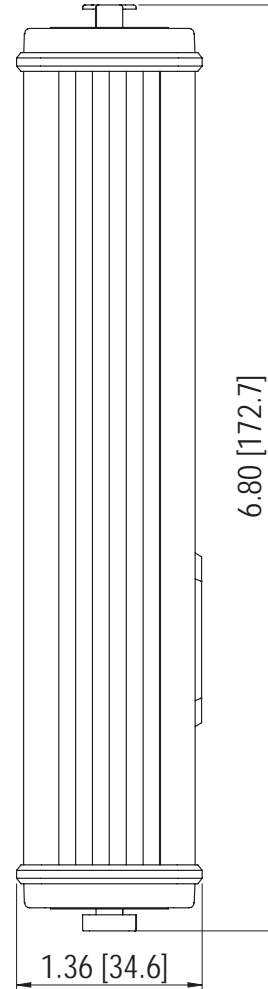
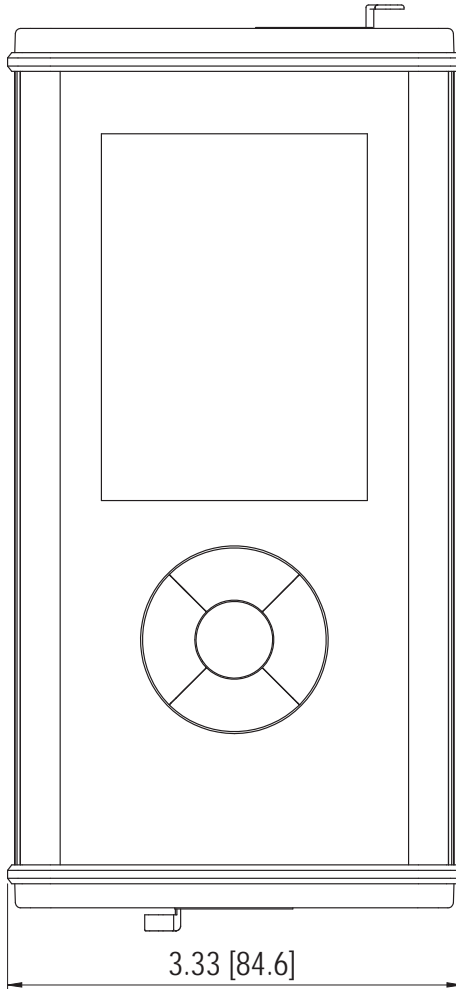
## 9. FIRMWARE UTILITY

### 9.1. To update firmware of Solaris fixtures

### 9.2. Firmware .BIN files are stored in internal memory, accessible as an external drive when connected to PC via USB cable



Dimensions in inches [millimetres]  
Not to Scale



# CONTACT INFORMATION

## LOS ANGELES HEADQUARTERS

527 Park Avenue | San Fernando, CA 91340, USA

Tel: +1 818.899.8818 | Fax: +1 818.899.8813

[sales@tmb.com](mailto:sales@tmb.com)

## TMB 24/7 TECH SUPPORT

US/Canada: +1.818.794.1286

Toll Free: 1.877.862.3833 (1.877.TMB.DUDE)

UK: +44 (0)20.8574.9739

Toll Free: 0800.652.5418

[techsupport@tmb.com](mailto:techsupport@tmb.com)

LOS ANGELES +1 818.899.8818

LONDON +44 (0)20.8574.9700

NEW YORK +1 201.896.8600

BEIJING +86 10.8492.1587

CANADA +1 519.538.0888



A full service company providing technical support, customer service, and follow-up. Providing products and services for the industrial, entertainment, installation, defense, broadcast, research, telecommunications, and signage industries. Servicing the global market from offices in Los Angeles, London, New York, Toronto, and Beijing.