

FRAME REFLECTOR
PFR1120 / PFR1520


Perfect for on location and in studio photo/video shoot.
Reflects the light the way you want them.
Available in different fabric to give warmer or stronger tone.

- FABRIC Color
1.1M x 2.0M(43"x79") / 1.5M x 2.0M (59"x79")
□ Silver/White
□ Gold/White
□ Gold/Silver
□ Black/White
□ Diffuser

1.5M x 2.0M (59"x79")
□ Chromakey



5. After fabric has been fully attached. Place the crossbar to the mid-section of the frame (non-velcro covered) then clap it in place.



6. With crossbar handle, simple and easy connecting and disconnecting is possible.



7. (Optional)
Mount the griphead to the center of the crossbar, then place it on top of a light stand.

SIZE / WEIGHT (exlude bag)		
PFR 1120	1.1M x 2.0M(43"x79")	/ 3.6KG (8 lb)
PFR 1520	1.5M x 2.0M (59"x79")	/ 4.2KG (9.2 lb)

FRAME BUTTERFLY
PFB2424

Softly shield the direct harsh sunlight.
Softens the hard flash light.



SIZE / WEIGHT (exlude bag)		
PFB 2424	2.4M x 2.4M (95"x95")	/ 5.1KG (11 lb)

PERIBOUNCE

Thank you for choosing FOMEX lighting systems

PERIBOUNCE

SUN DIFFUSOR
PSD0911 / PSD1317

Softens the harsh light overhead, acheiving the picture you want.
Frame made with duralumin, provide extra lightness and durability.
Great for on location shoot



1x "U" Frame (1x Frame body + 2x Rod)
1x Boom Stick, 1x Connecting Clamp
1x Bag, 1x Fabric.

- FABRIC Color
0.9x1.1M (36"x43")
□ Diffuser
□ Black Scrim

1.3x1.7M (51"x67")
□ Diffuser



1. Connect the segmented frame. Elastic cord within the frames will guide you.



2. Slide each rod, half way into each side of the fabric.



3. Place the rod at each connecting point and tilt the angle of entry of the rods at (approx. 15degree angle) to the frame body then insert to complete the full "U" Frame



4. Pull down the halfway placed fabric all the way towards the frame body.



5. Attach the fabric with velcro to the frame body, in a wrapping motion.



6. Using the connecting clamp, connect the "U" frame to the boom stick.

Dedicated bag for PERI BOUNCE Sun Diffuser comes with a shoulder sling and hand strap for easy storage and carry.


SIZE / WEIGHT (exlude bag)		
PSD0911	0.9M x 1.1M (36"x43")	/ 1.7KG (3.7 lb)
PSD1317	1.3M x 1.7M (51"x67")	/ 1.9KG (4.2 lb)

REFLECTOR
PBR1117 / PBR1521

Perfect for on location and in studio photo/video shoot.
Reflects the light the way you want them.
Available in different fabric to give warmer or stronger tone.



1x Frame, 2x Crossbar with handle, 1x Bag, 1x Fabric.
*Model PBR 1521 has 3x Crossbar with handle



1. Straigten the frame by connecting the frame segment.
Elastic cord within the frame will guide you to respective segments.




2. Insert the connected frame (rod) into each side of the fabric.



3. Slide the frame rods all way to the each repected side.



4. Place the crossbar to the exposed frame part.



5. Clip on to fixate the crossbar to the frame.

Dedicated bag for PERI BOUNCE Reflector comes with a shoulder sling and hand strap for easy storage and carry.



SIZE / WEIGHT (exlude bag)		
PBR 1117	1.1M x 1.7M (3'6"x5'6")	/ 2.8KG (6.2 lb)
PBR 1521	1.5M x 2.1M (4'9"x6'9")	/ 4.3KG (9.5 lb)

- FABRIC Color
1.1x1.7M (43"x67") /1.5x2.1M (59"x82")
□ Silver/White
□ Gold/White
□ Gold/Silver
□ Diffuser
□ Black Scrim
□ Silver-Gold Stripe/Silver
□ Silver-Gold Stripe/Silver-White Stripe

