ETC

Response Opto-Splitters

Response Series

Type(s)

Project

Date

Notes

GENERAL INFORMATION

The ETC Response Opto-Splitter provides quality and reliable DMX data distribution. Using industry-standard DMX and RDM, the Response Opto-Splitter unlocks the power of your DMX system.

FEATURES

- Multi-port DMX splitter with DMX-in and DMX-thru
- Optically isolated DMX512 ports
- Supports Remote Device Management (RDM) Protocol
- DIN rail and rack-mount versions
- Power and DMX presence status indicators
- Supports update of connected ETC fixtures
- DIN enclosures variants available for UL 924 Emergency Control Bypass applications

APPLICATIONS

- Road houses and touring
- University/professional theatres
- Hotels and Convention halls
- System integration
- Houses of worship
- House lighting
- Museums
- Themed environments

ORDERING INFORMATION

Response Opto-Splitter

MODEL	DESCRIPTION	PART NUMBER
RSN-OPTO-12O	Response Opto - 12 Port Rack-mount - XLR	4267A1032
RSN-OPTO-16R	Response Opto - 16 Port Rack-mount - RJ45	4267A1033
RSN-OPTO-16T	Response Opto - 16 Port Rack-mount - Terminal	4267A1234
RSN-OPTO-8DIN	Response Opto - 8 Port DIN rail - Terminal	4267A1231
RSN-OPTO-DBOX	Response Opto - 16 Output - DIN box with dual 8 Opto	4267K1332
RSN-OPTO-BOX	Response Opto - 8 Output - DIN box with single 8 Opto	4267K1331
RSN-OPTO-DBOX-E	Response Opto - 16 Output - DIN box with dual 8 Opto (Emergency)	4267K1232
RSN-OPTO-BOX-E	Response Opto - 8 Output - DIN box with single 8 Opto (Emergency)	4267K1231

SPECIFICATIONS

FUNCTIONAL
- No configuration required
- Supports DMX512, DMX512 (1990), and DMX512-A
- Supports ANSI E1.20 Remote Device Management (RDM)
- Supports up to 256 total RDM devices

MECHANICAL
- Rack-mount form factor:
  - Fabricated from aluminum
  - Black, Fine-textured, powder-coat finish
  - Full 19 in equipment rack width
  - Front or rear facing mounting options
- DIN rail form factor:
  - Molded plastic enclosure
  - Mounting complies with DIN43880 (35/7.5 rail)
  - Unit is nine DIN units wide
  - DIN installation enclosure available
- Power and data activity LED indicators
  - Blue power indicator
  - Green DMX activity indicator

ELECTRICAL
- Supports DMX input and DMX thru
- Provides optically isolated DMX/RDM outputs
- Rack-mount form factor:
  - 100–240 VAC 50/60 Hz power input
  - User configurable front or rear IEC C13 power connector position
  - 35 W max power draw
  - XLR, RJ45 and Terminal connector options
- DIN rail form factor:
  - 12–48 VDC power input
  - 8 W max power draw
  - Wiring connections use plugable terminals
- Clamp style connectors for solid and stranded cable wiring provided for terminal versions
- DIN box form factors include a suitable power supply. For more details on using this power supply with other products please contact ETC's Application Engineering Department

ENVIRONMENTAL
- Ambient operating temperature: -10°C–65°C (14°F–149°F)
- Operating humidity: 5–95% non-condensing
- Storage temperature: -40°C–70°C (-40°F–158°F)

REGULATORY AND COMPLIANCE
- cETLus Listed
- cETLus Listed to UL 924 (Emergency DIN Boxes Only)
- CE compliant
- RoHS compliant
- WEEE

ADDITIONAL INFORMATION

DMX512
Often shortened to DMX (Digital Multiplex), this communication protocol is used mainly to control dimmers and multi-parameter fixtures. A universe of DMX is defined as 512 channels. DMX sends a nearly continuous stream of level information for each control channel. It is a form of RS-485 digital serial communication.

RDM
Remote Device Management (ANSI E1.20) is a protocol enhancement to DMX512 that allows low-speed bidirectional communication between a system controller and attached RDM devices over a standard DMX line. This protocol allows remote configuration, status monitoring, and management of devices.

Mounting Accessories

MODEL	DESCRIPTION	PART NUMBER
RSN-OPTO-HBK	Response Opto - Hanging bracket kit	4267K1030
400CC	C-Clamp	7060A2009
DIN-RM	DIN rail Rack-Mount Kit	4267A1015
DIN8	Mini DIN rail Enclosure - Horizontal	7180A1030
DIN14	Small DIN rail Enclosure - Vertical	7180A1019
DIN14-H	Small DIN rail Enclosure - Horizontal	7180A1019-H
DIN28	Large DIN rail Enclosure	7180A1018

PHYSICAL

Response Opto-Splitter Dimensions

MODEL	HEIGHT		WIDTH		DEPTH	
	in	mm	in	mm	in	mm
Rack-mount	1.71	44	19.00	483	4.8	122

Response Opto-Splitter Weights

MODEL	WEIGHT		SHIPPING WEIGHT	
	lb	kg	lb	kg
Rack-mount	2.5	1.2	4	1.8

Response Opto-Splitter - XLR Connectors - Front View

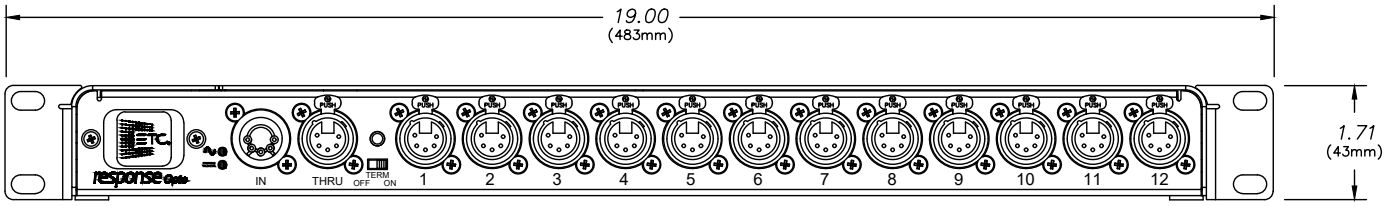

Response Opto-Splitter - RJ45 Connectors - Front View

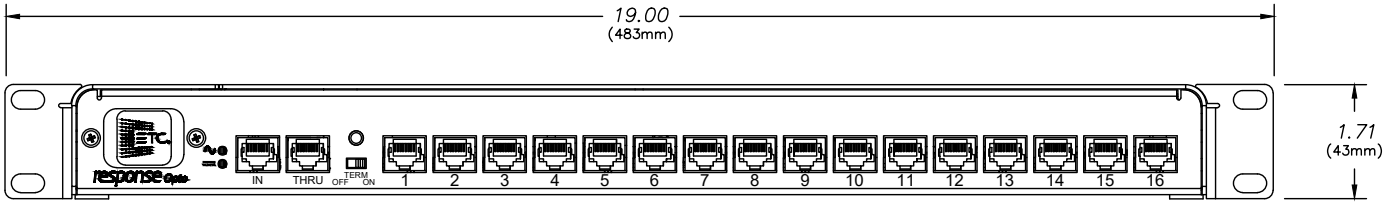

Response Opto-Splitter - Terminal Connectors - Front View

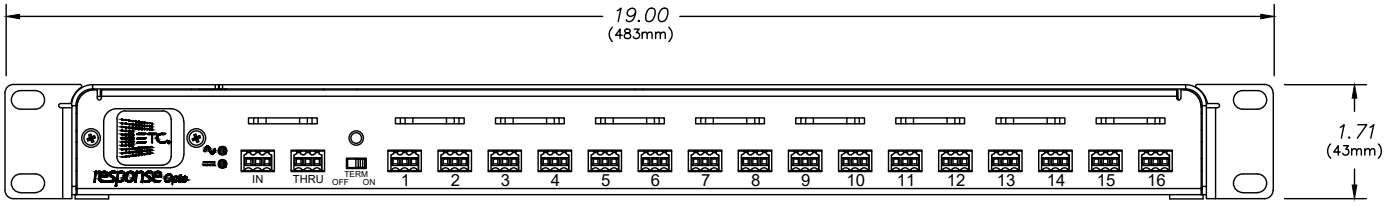

Response Opto-Splitter - Side View

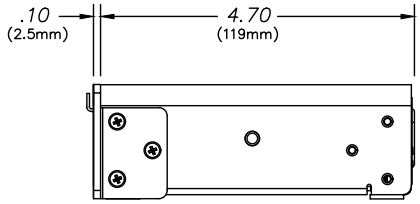

PHYSICAL

Response Opto-Splitter Dimensions

MODEL	HEIGHT		WIDTH		DEPTH	
	in	mm	in	mm	in	mm
DIN rail	3.53	90	6.36	162	2.39	61

Response Opto-Splitter Weights

MODEL	WEIGHT		SHIPPING WEIGHT	
	lb	kg	lb	kg
DIN rail	0.56	0.25	2.00	0.91

Response Opto-Splitter - DIN rail

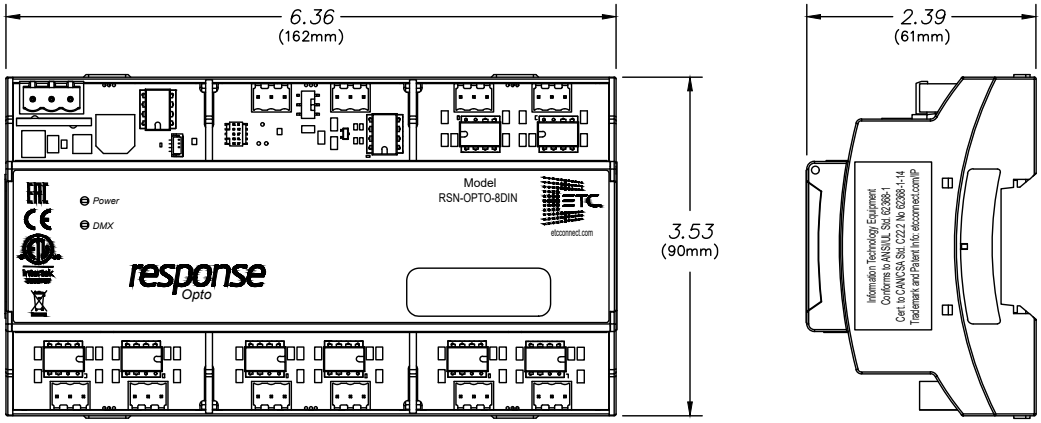

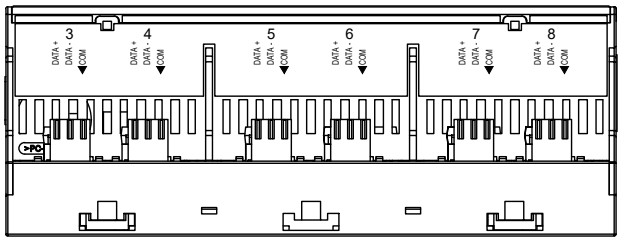

PHYSICAL

Response Opto-Splitter Dimensions

MODEL	HEIGHT		WIDTH		DEPTH	
	in	mm	in	mm	in	mm
DIN Dual Box	14	356	14	356	5.05	128

Response Opto-Splitter Weights

MODEL	WEIGHT		SHIPPING WEIGHT	
	lb	kg	lb	kg
DIN Dual Box	14.5	6.6	16.5	7.5

Response Opto-Splitter - DIN rail dual box

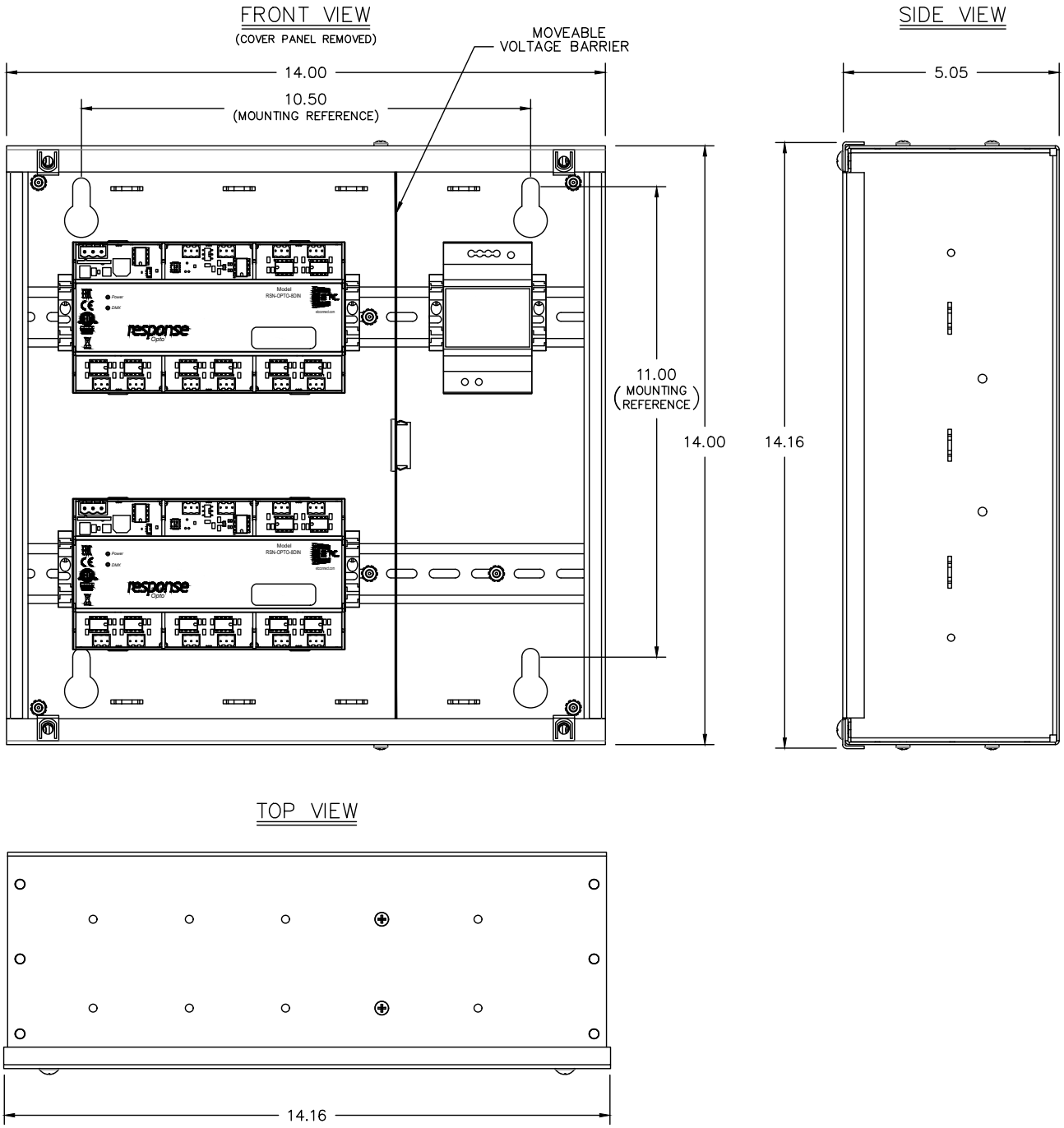

PHYSICAL

Response Opto-Splitter Dimensions

MODEL	HEIGHT		WIDTH		DEPTH	
	in	mm	in	mm	in	mm
DIN Box	8	203	14	356	5.05	128

Response Opto-Splitter Weights

MODEL	WEIGHT		SHIPPING WEIGHT	
	lb	kg	lb	kg
DIN Box	14.5	6.6	16.5	7.5

Response Opto-Splitter - DIN rail single box

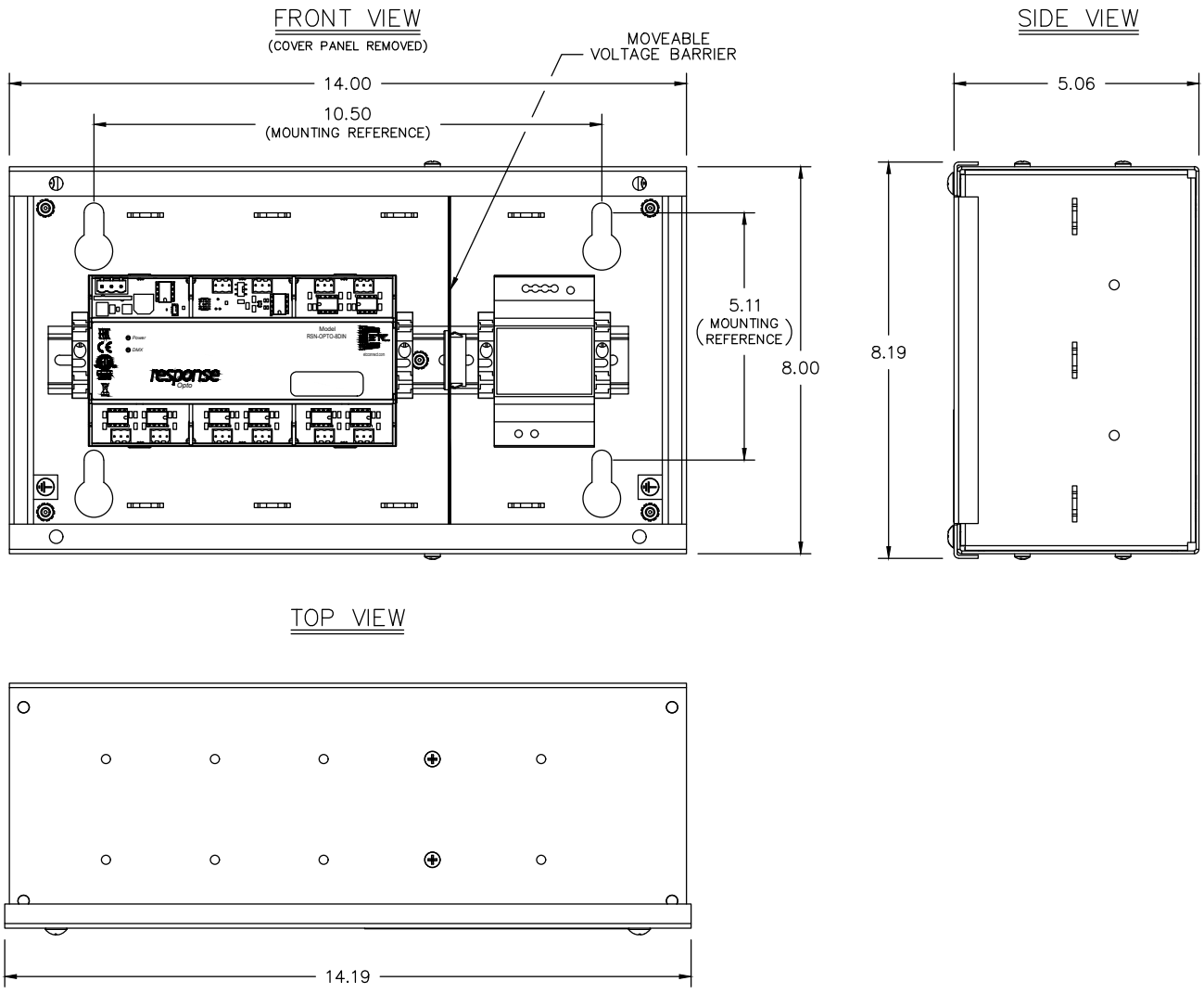

©2023 ETC. All Rights Reserved. All product information and specifications subject to change. Rev I 2023-08
*Trademark and patent info: etcconnect.com/IP ▪ Third-party license agreement info: etcconnect.com/licenses