



Type(s)
Project
Date
Notes

GENERAL INFORMATION

The Desire Fresnel takes the best of incandescent Fresnels and adds in a color-mixing LED engine. This classic fixture has been reimagined to bring you bright, beautiful light, cutting-edge technology, and a full 13–55 degree zoom. We reworked how the lens and lamp work together in Desire Fresnel, so the light you get is bright and efficient through the entire zoom range. Providing more lumens regardless of angle, this fixture is up to 25% more efficient than traditional Fresnel optical systems. Add in the Lustr X8 color system with deep red LEDs, City Theatrical’s wireless DMX Multiverse® technology, and an intuitive user interface, and we know this will become your new favorite fixture.

PRODUCT FEATURES

- Lustr X8 full-color array
- 7 in glass Fresnel lens aperture
- Smooth wash
- 13–55 degree zoom range
- Multiverse wireless DMX control
- Intuitive user interface
- Mobile app setup with NFC
- Standard 5/10 year LED fixture warranty
- Up to 7,000 lumens

ORDERING INFORMATION

Desire Fresnel

MODEL	DESCRIPTION	ETL PART NUMBER	CE PART NUMBER	
DFL7	Desire Fresnel	7419A1001	7419A1201	

Color options: -1 = white, -5 = silver gray

Additional ordering information (including accessories) can be found on page 10.



PRODUCT SPECIFICATIONS

Source

LED details	Lumileds LUXEON® C
Max lumens	6,176
Lumens per watt	54
L70 rating (hours to 70% output)*	>54,000 hours

Color

Colors used	Deep Red, Red, Amber, Lime, Green, Cyan, Blue, Indigo
Color temperature range	1900–10450 K
Calibrated array	Yes
Red shift	Yes (selectable)

Optical

Beam angle range	13–55°
Gate size	N/A
Aperture size	178 mm (7 in)
Pattern projection	No
Pattern size	N/A
Camera flicker control/Hz range	Flicker-free 20,000 Hz

Control

Input method	5-Pin XLR, Multiverse wireless and NFC
Protocols	DMX-512, RDM, City Theatrical Multiverse, NFC
Modes (footprint)	5 modes (1–12 channels)
RDM configuration	Yes
UI type	Full color display
Local control	Yes
Onboard presets	Yes (12)
Onboard sequences	Yes
FixtureLink	Yes

Wireless

Band	2.400–2.480 GHz
Range	100 m indoors, 500 m line of sight (subject to conditions)
Max receivers	DMX: No limit RDM: Varies by transmitter used Multiverse SHoW Baby®: 585 Multiverse Transmitter: 5,000
Broadcast power	100 mW

*Note: All LED sources experience some lessening of light output and some color shift over time. LED output will vary with thermal conditions. In individual situations, LEDs will be used for different durations and levels. This can eventually lead to minor alterations in color performance, necessitating slight adjustments to presets, cues or programs.

Electrical

Voltage range	100–240 VAC
Input method	AC via powerCON® TRUE1® TOP
Inrush (first half-cycle)	120 V: 28 A (first half-cycle) 240 V: 46 A (first half-cycle)
Fixtures per circuit on standard R20 breaker	9 (link up to 8 via Power Thru connector) Note: TRUE1 connector rated for 20 A (120 V / 60 Hz) and 16 A (240 V / 50 Hz)
Wattage (typical)	120 V: 138 W 240 V: 132 W
Current draw	120 V: 1.2 A 240 V: 0.6 A

Thermal

Ambient operating temp	0°–40° C (32°–104° F)
Fan (controllable)	Yes (yes)
Droop compensation	Yes
dB range	8.4–37.7 dBA
BTUs/hour (120 V)	606

Physical

Materials	Cast and extruded aluminum
Color options	Black, white or custom color
Mounting options	Yoke
IP rating	IP20
Weight	10.8 kg (23.7 lb)
Included accessories	Yoke, power cable

Warranty

Fixture	5 years
LED array	10 years

Regulatory and Compliance

Approved regulatory standards	cETLus Listed CE Compliant FCC Compliant
-------------------------------	--

PRODUCT FEATURES



DEEP RED

The Lustr X8 array adds deep red to the mix greatly enhancing skin tones, fabrics, and scenery.



WIRELESS DMX/RDM AND NFC

City Theatrical's Multiverse broadcasts as many as 10 universes of DMX from a single transmitter.



MOBILE COMMUNICATION

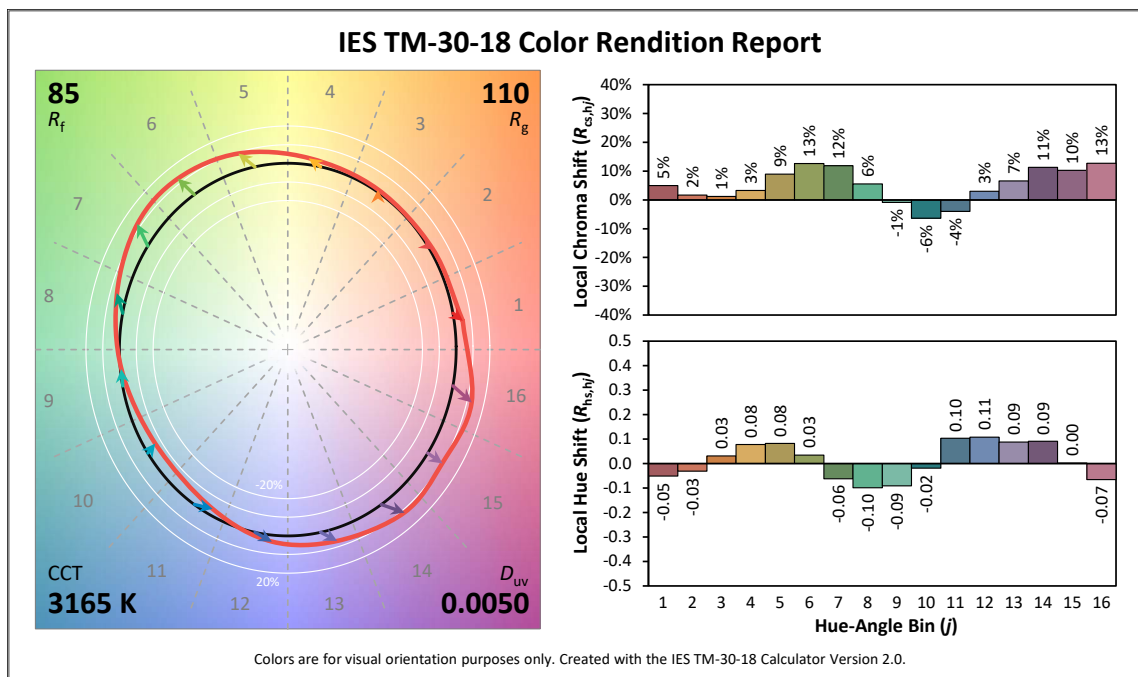
Use built-in NFC to configure your fixture using the Set Light app on your mobile device.

COLOR METRIC INFORMATION

Additional Color Metrics

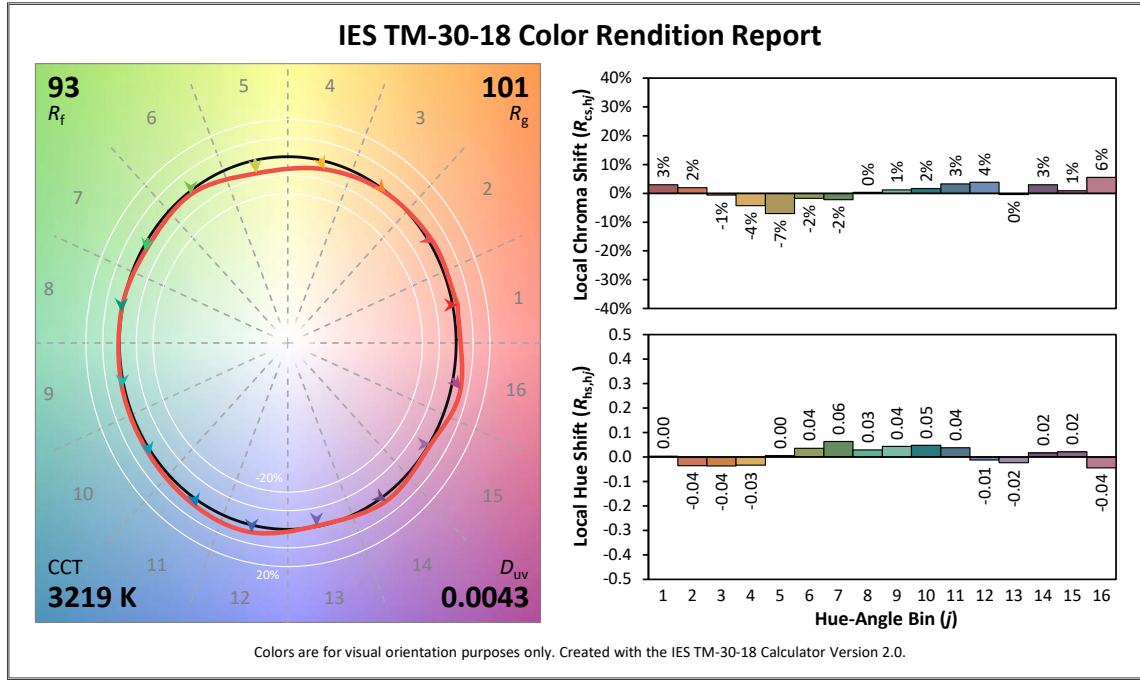
	LUSTR X8 3200 K	LUSTR X8 4500 K	LUSTR X8 5600 K
CRI R_a	93	95	98
TLCI	96	97	98
SSI	78	76	75

DESIRE FRESNEL LUSTR X8 3200 K BRIGHTEST TM-30-18

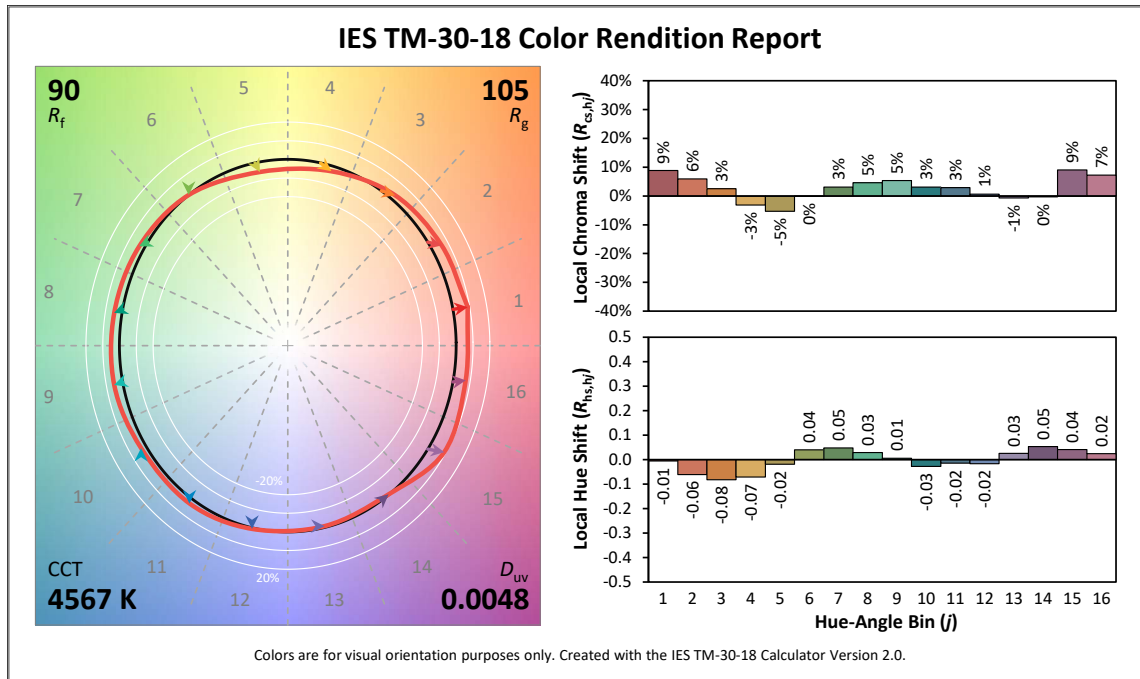


COLOR METRIC INFORMATION

DESIRE FRESNEL LUSTR X8 3200 K SPECTRAL TM-30-18

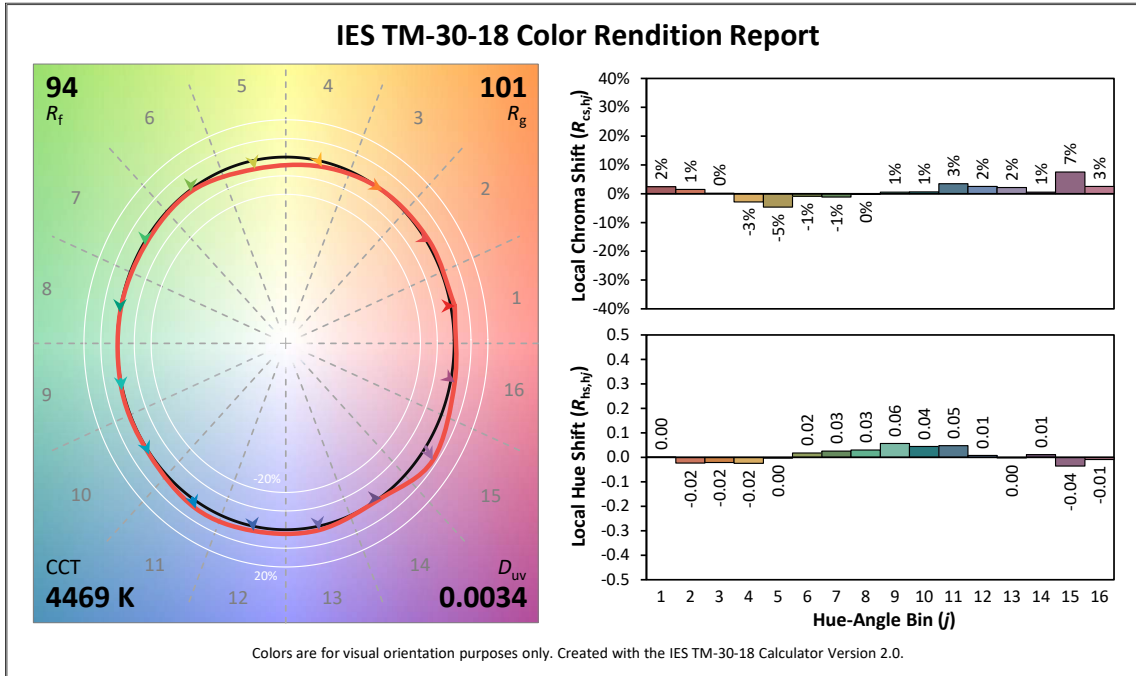


DESIRE FRESNEL LUSTR X8 4500 K BRIGHTEST TM-30-18

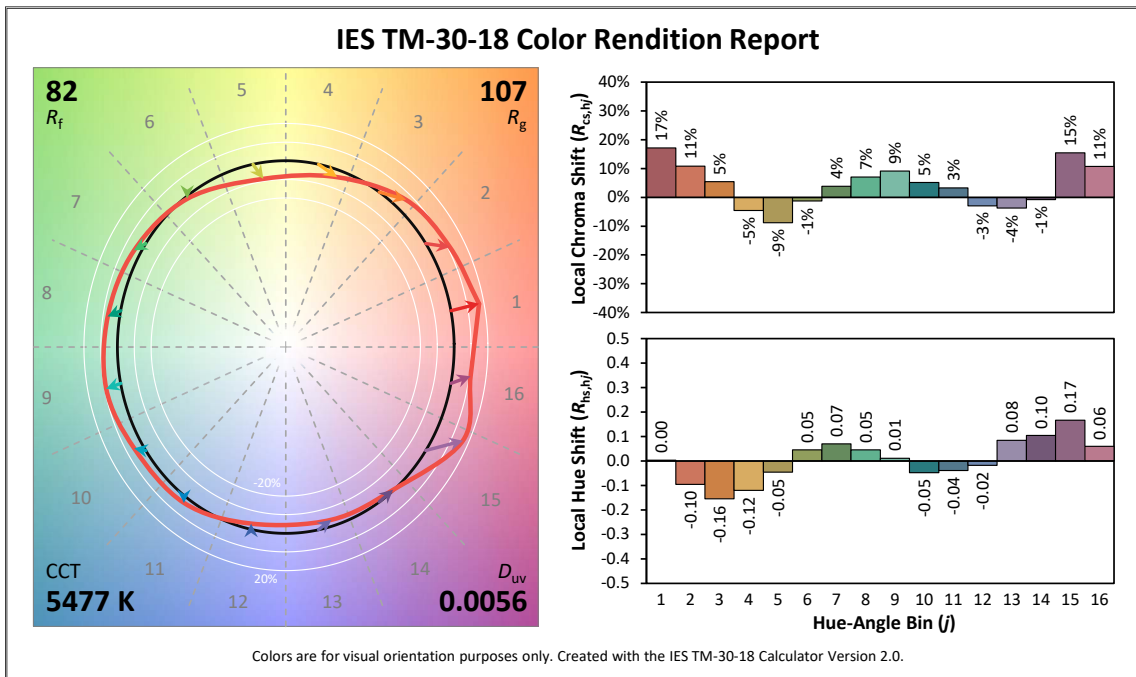


COLOR METRIC INFORMATION

DESIRE FRESNEL LUSTR X8 4500 K SPECTRAL TM-30-18

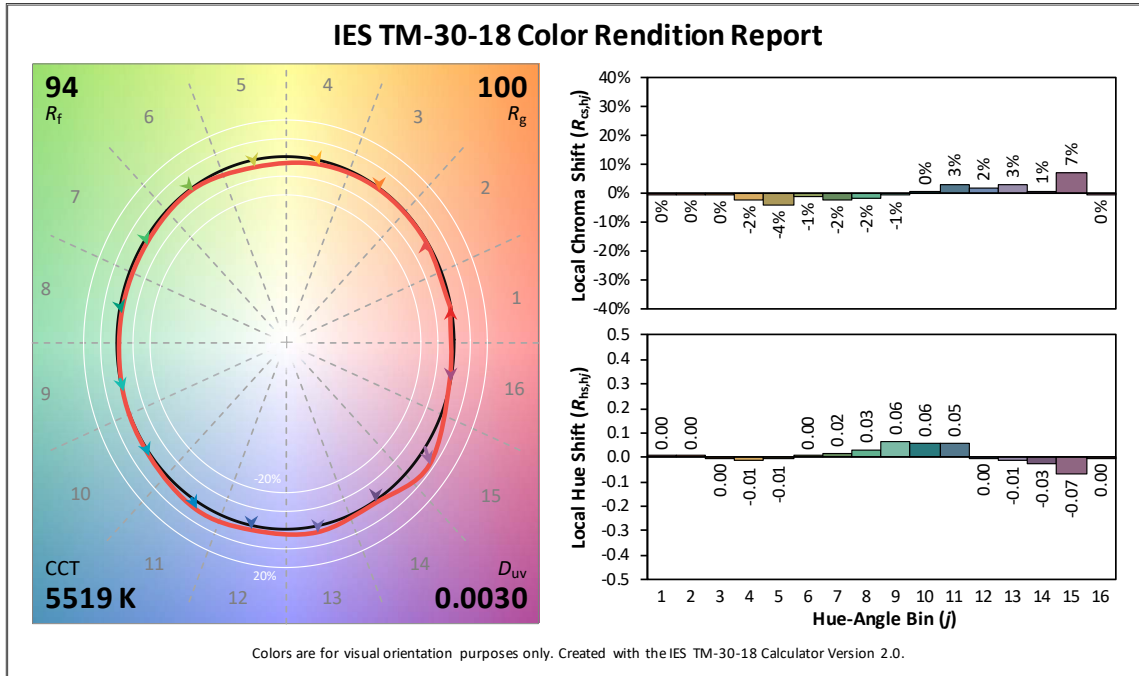


DESIRE FRESNEL LUSTR X8 5600 K BRIGHTEST TM-30-18



COLOR METRIC INFORMATION

DESIRE FRESNEL LUSTR X8 5600 K SPECTRAL TM-30-18

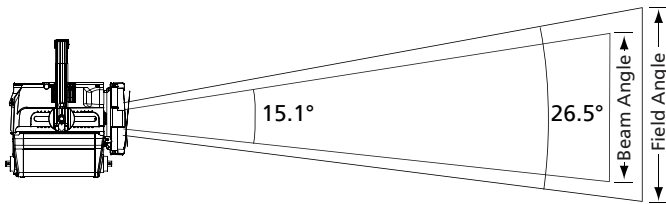


PHOTOMETRY INFORMATION

Desire Fresnel Lustr X8 Spot

Mode	Candela	Beam Lumens	Field Lumens	Power Consumption	Efficacy (lpw)
Full On	58,492	2,230	4,214	139	30.3
3200 K (Studio) / Brightest	52,585	1,982	3,809	110.8	34.4
3200 K (Studio) / Spectral	45,068	1,710	3,257	96	33.9
4500 K (Studio) / Brightest	60,238	2,270	4,338	143	30.3
4500 K (Studio) / Spectral	51,769	1,942	3,724	116	32.1
5600 K (Studio) / Brightest	51,224	1,921	3,691	125	29.5
5600 K (Studio) / Spectral	44,274	1,664	3,188	103.2	30.9

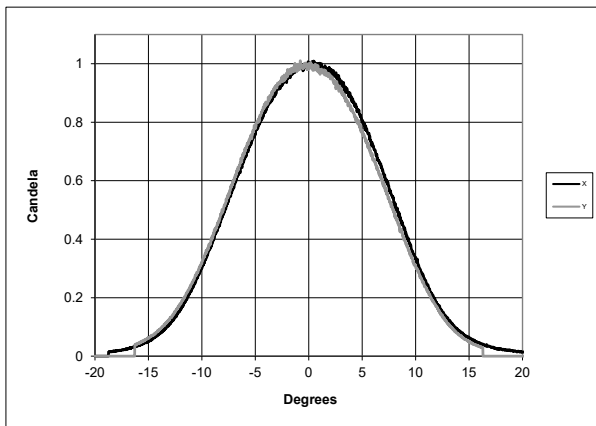
Metric conversions: For meters, multiply feet by 0.3048.
For lux, multiply footcandles by 10.76.



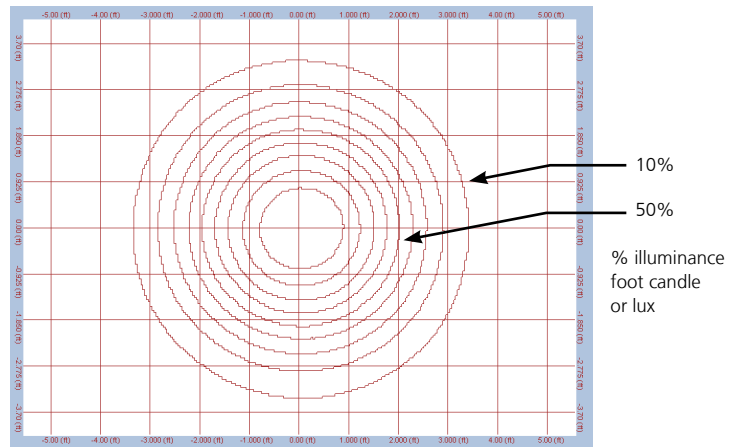
Throw Distance (d)	10 ft	15 ft	20 ft	30 ft	241.9 ft
	3.0 m	4.6 m	6.1 m	9.1 m	73.7 m
Field Diameter	4.7 ft	7.1 ft	9.4 ft	14.1 ft	-
	1.4 m	2.2 m	2.9 m	4.3 m	
Illuminance (fc)	585	260	146	65	1
Illuminance (lux)	6,296	2,798	1,574	700	10.76

For field diameter at any distance, multiply distance by 0.471.
For beam diameter at any distance, multiply by 0.265.

Candela Plot



Iso-Illuminance Diagram (Flat Surface Distribution)

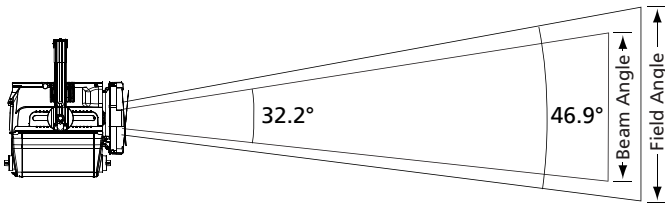


PHOTOMETRY INFORMATION

Desire Fresnel Lustr X8 Mid

Mode	Candela	Beam Lumens	Field Lumens	Power Consumption	Efficacy (lpw)
Full On	20,550	3,523	5,583	139	40.2
3200 K (Studio) / Brightest	18,345	3,128	4,975	110.8	44.9
3200 K (Studio) / Spectral	15,816	2,714	4,292	96	44.7
4500 K (Studio) / Brightest	21,344	3,608	5,769	143	40.3
4500 K (Studio) / Spectral	18,073	3,101	4,911	116	42.3
5600 K (Studio) / Brightest	17,937	3,087	4,873	125	39.0
5600 K (Studio) / Spectral	15,776	2,693	4,273	103.2	41.4

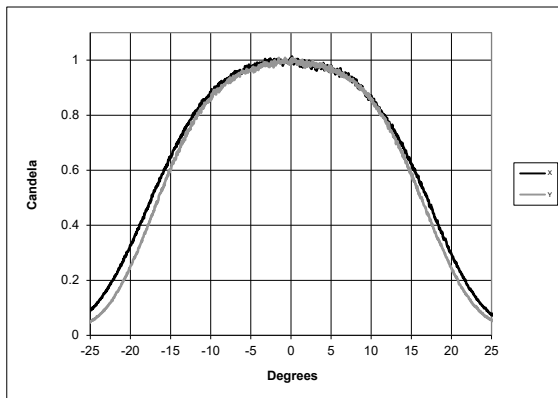
Metric conversions: For meters, multiply feet by 0.3048.
For lux, multiply footcandles by 10.76.



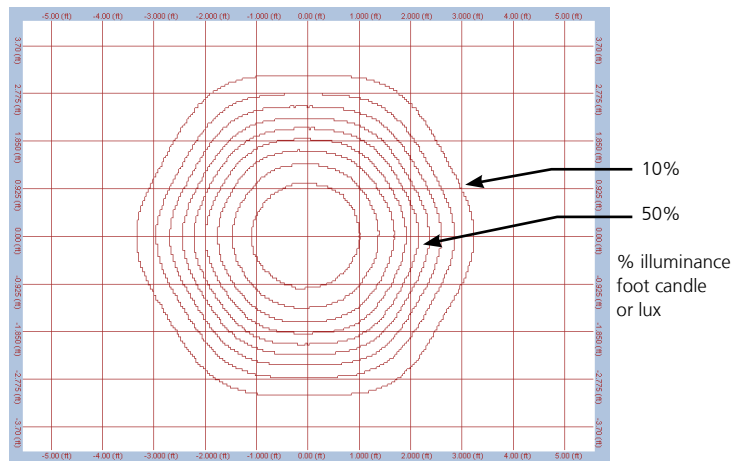
Throw Distance (d)	10 ft	15 ft	20 ft	30 ft	143.4 ft
	3.0 m	4.6 m	6.1 m	9.1 m	43.7 m
Field Diameter	8.7 ft	13.0 ft	17.4 ft	26.0 ft	-
	2.6 m	4.0 m	5.3 m	7.9 m	
Illuminance (fc)	206	91	51	23	1
Illuminance (lux)	2,212	983	553	246	10.76

For field diameter at any distance, multiply distance by 0.868.
For beam diameter at any distance, multiply by 0.577.

Candela Plot



Iso-Illuminance Diagram (Flat Surface Distribution)

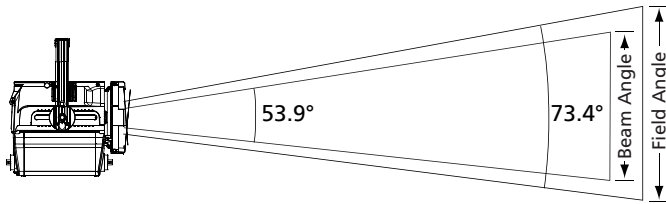


PHOTOMETRY INFORMATION

Desire Fresnel Lustr X8 Flood

Mode	Candela	Beam Lumens	Field Lumens	Power Consumption	Efficacy (lpw)
Full On	8,582	3,876	5,914	139	42.5
3200 K (Studio) / Brightest	7,827	3,536	5,379	110.8	48.5
3200 K (Studio) / Spectral	6,722	3,017	4,595	96	47.9
4500 K (Studio) / Brightest	8,991	4,046	6,176	143	43.2
4500 K (Studio) / Spectral	7,704	3,473	5,285	116	45.6
5600 K (Studio) / Brightest	7,646	3,449	5,248	125	42.0
5600 K (Studio) / Spectral	6,659	3,008	4,576	103.2	44.3

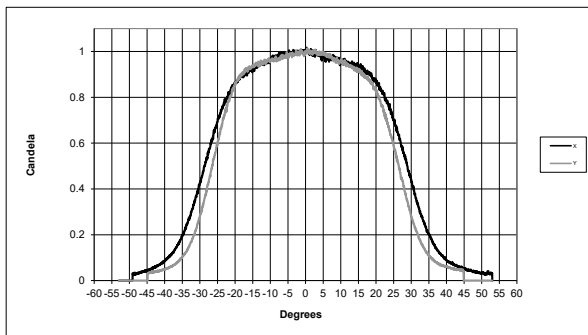
Metric conversions: For meters, multiply feet by 0.3048.
 For lux, multiply footcandles by 10.76.



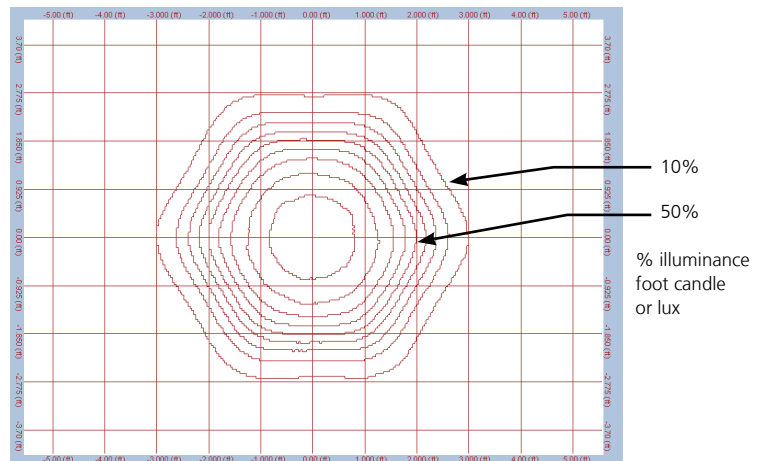
Throw Distance (d)	10 ft 3.0 m	15 ft 4.6 m	20 ft 6.1 m	30 ft 9.1 m	92.6 ft 28.2 m
Field Diameter	14.9 ft 4.5 m	22.4 ft 6.8 m	29.8 ft 9.1 m	44.7 ft 13.6 m	-
Illuminance (fc)	86	38	21	10	1
Illuminance (lux)	924	411	231	103	10.76

For field diameter at any distance, multiply distance by 1.491.
 For beam diameter at any distance, multiply by 1.016.

Candela Plot



Iso-Illuminance Diagram (Flat Surface Distribution)



ADDITIONAL ORDERING INFORMATION

Power Input Cables

Use information below to order 5 ft power input leads with factory-fitted connectors. CE fixtures ship with 2 m powerCON TRUE1 TOP to bare end (2500B7035).

MODEL	DESCRIPTION	PART NUMBER (NOT CE)
T1PA-A	5 ft TRUE1 TOP to parallel blade U-ground (Edison) connector	2500B7029-A
T1PA-B	5 ft TRUE1 TOP to 20 A two-pin and ground (stage-pin) connector	2500B7029-B
T1PA-C	5 ft TRUE1 TOP to grounded 20 A twistlock connector	2500B7029-C
T1PA-X	5 ft TRUE1 TOP to bare-end power input lead	2500B7029-X

Note: One cable of your choice is included with each fixture.

Power Thru Jumpers

Power thru jumpers connect to output (thru) connectors to provide power to successive luminaires inline.

MODEL	DESCRIPTION	PART NUMBER
T1PJ-5	5 ft TRUE1 TOP to TRUE1 TOP fixture to fixture jumper (ETL only)	2500B7030
T1PJ-10	10 ft TRUE1 TOP to TRUE1 TOP fixture to fixture jumper (ETL only)	2500B7031

Accessories

MODEL	DESCRIPTION	PART NUMBER
407CF	Color frame (7.5 in)	7061A3007
400SC	Safety cable	7060A1022
400CC	C-clamp	7060A2009
400PTH3	Top hat, 3 in	PSF1022
400PTH6	Top hat, 6 in	PSF1023
400PHH	Half hat	PSF1027
400WB	Weighted base	PSF1032
400XBTH	Cross baffle top hat	PSF1031
400L	Egg crate louver	PSF1028
400BD	Barn door, 4-leaf, black	PSF1019
FRESBD7.5	Fresnel barn door, 8-leaf, 7.5 in, black	PSF1191

Multiverse

MODEL	DESCRIPTION	PART NUMBER
CT-5900	City Theatrical Multiverse SHoW Baby	4360A1091
CT-5903	City Theatrical Multiverse Node 2.4 GHz	4360A1093
CT-5911	City Theatrical Multiverse Transmitter 2.4 GHz	4360A1095

PHYSICAL

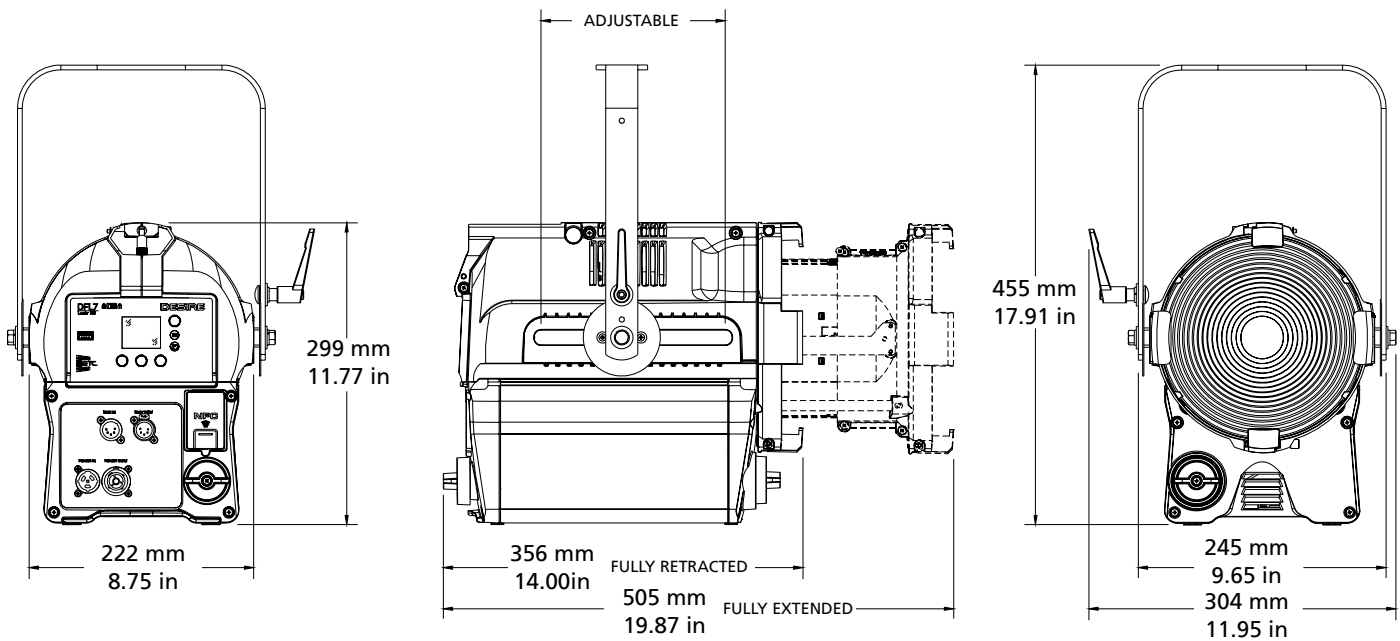
Desire Fresnel Dimensions

MODEL	HEIGHT		WIDTH		DEPTH	
	mm	in	mm	in	mm	in
Desire Fresnel	455	17.91	304	11.95	356	14.00
					505	19.87

Desire Fresnel Weights

MODEL	WEIGHT		SHIPPING WEIGHT	
	kg	lb	kg	lb
Desire Fresnel	10.8	23.7	13.5	29.65

Depth measurements reflect the fully retracted and fully extended zoom positions.



Corporate Headquarters • Middleton, WI USA
 Global Offices • London, UK • Rome, IT • Holzkirchen, DE • Paris, FR • Hong Kong
 Dubai, UAE • Singapore • New York, NY • Orlando, FL • Los Angeles, CA • Austin, TX
 Copyright©2021 ETC. All Rights Reserved. All product information and specifications subject to change. Rev A 2021-03
 *Trademark and patent info: etcconnect.com/ETC

etcconnect.com