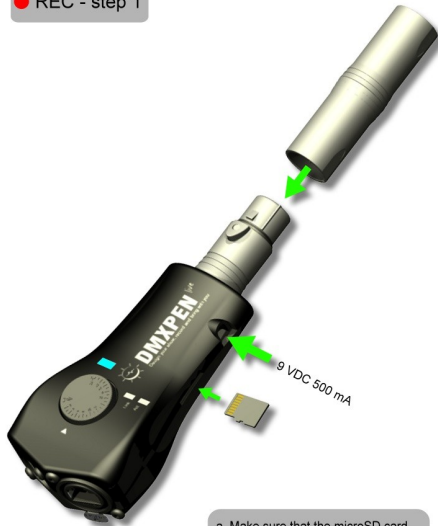


# DMXPEN Live – DMX stand alone recording quick manual

## REC - step 1



- Make sure that the microSD card is inserted
- Plug in the 5 pole M/M XLR Adapter
- Supply the DMXPEN

## REC - step 2



- Make sure that the multifunction led light sky blue otherwise rotate the selector on change direction position and press it
- Plug in the DMXPEN provided with the adapter on the DMX generator output port. The multifunction led will blink sky blue to display the correct DMX receiving

## REC - step 3



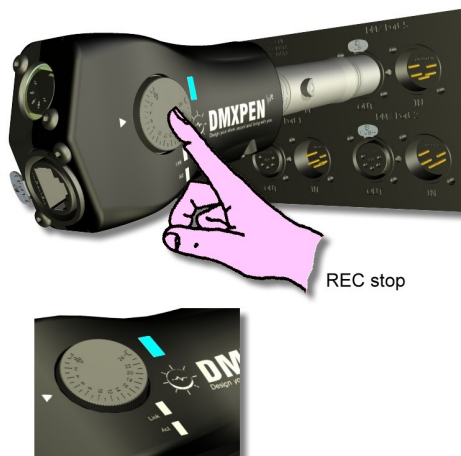
- Rotate the selector on the desired show number and press it for 3sec

## REC - step 4




- The multifunction led will blink red to display the record in progress state
- Start the show playback on the DMX generator device

## REC - step 5



- Press again the selector to stop the recording phase. The multifunction led will light sky blue (standby)

## REC - step 6



- Unplug the DMXPEN
- Unplug the XLR adapter