


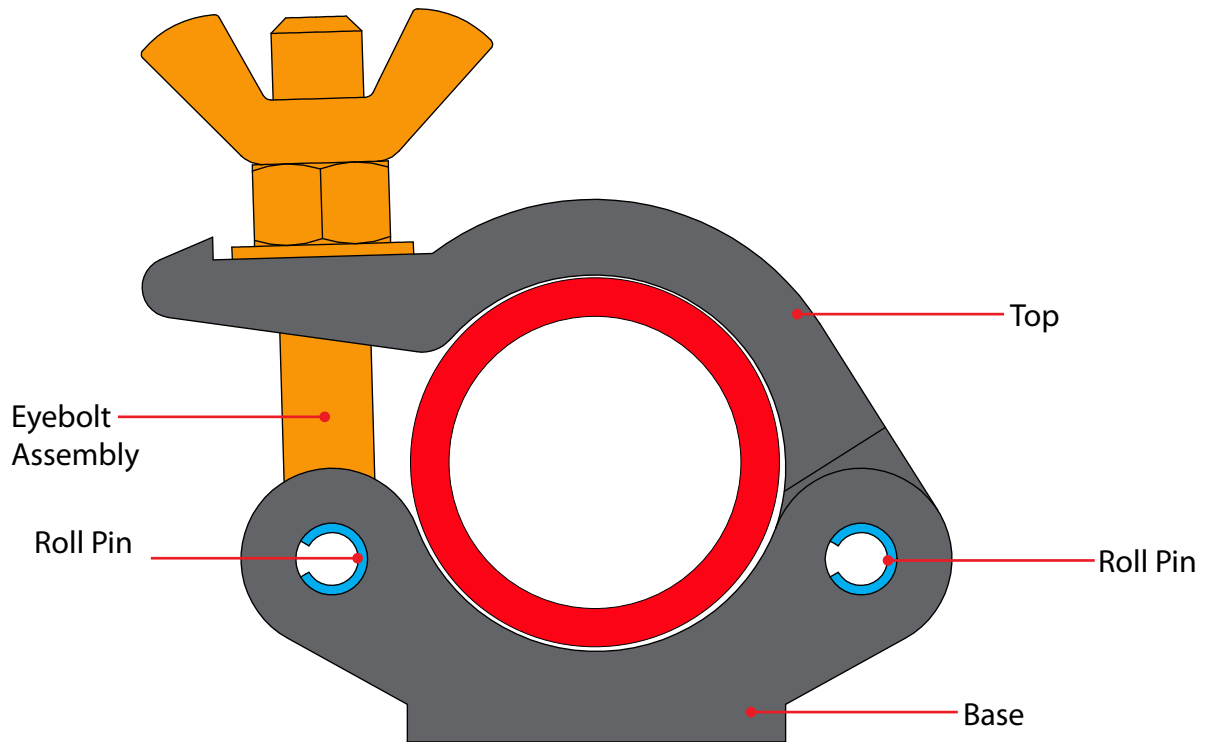


# User Manual

[www.doughty-engineering.co.uk](http://www.doughty-engineering.co.uk)

## T57230 Doughty Half Coupler

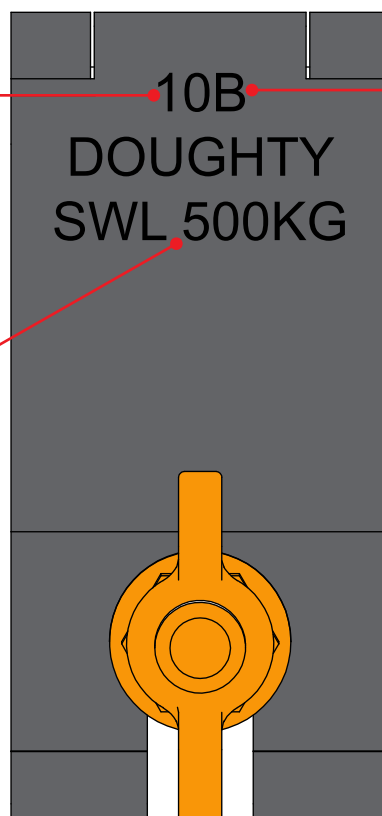




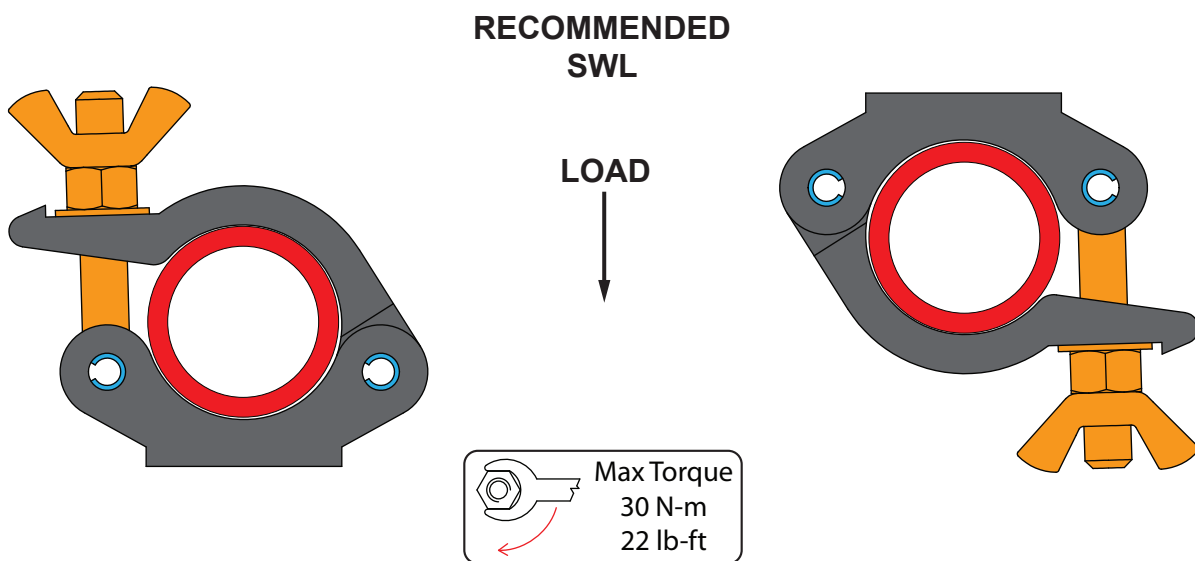
Year of Manufacturer  
i.e. - 09 = 2009  
**10 = 2010**  
11 = 2011

Month of Manufacturer  
i.e. - A = Jan  
**B = Feb**  
C = March

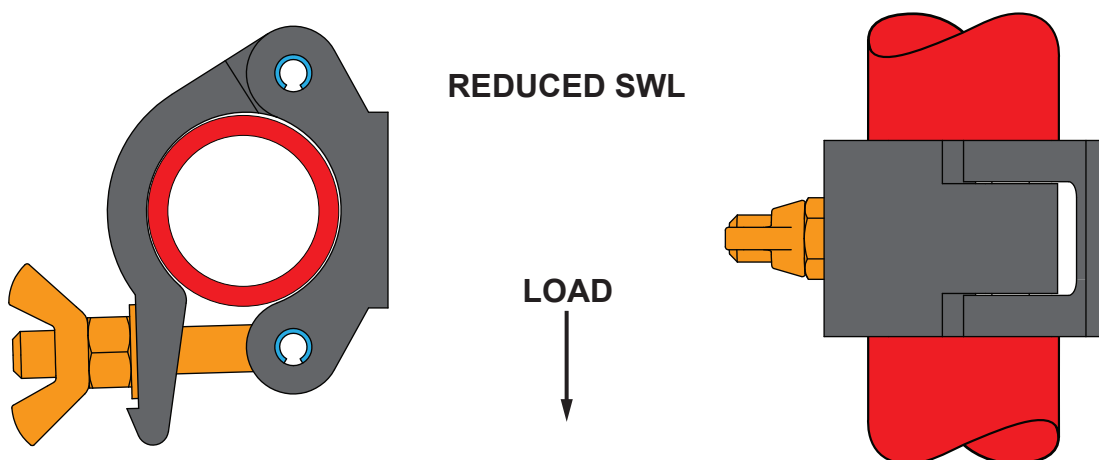
Safe  
**Working**  
Load



1. Never exceed the Safe Working Load (SWL) shown on the clamp.
2. Only use the clamp within the designed tube parameters (48-51mm)
3. All clamps should be visually inspected before use. In the event of any damage the clamp should be taken out of service and returned to an 'Approved Doughty Service Agent' for inspection. (see our dealer locator on our web site for a comprehensive list of Authorised Service Agents)
4. When used in conjunction with other accessories, care must be taken to ensure that the minimum SWL of any component is not exceeded.
5. Doughty Engineering Ltd does not recommend using any clamps which do not fully encompass the tube for overhanging. All open clamps including hookclamps should be used in a vertical orientation only.



THE FOLLOWING APPLICATIONS WILL RESULT IN THE RECOMMENDED SWL BEING REDUCED DEPENDANT ON THE TUBE SURFACE FINISH & TORQUE SETTINGS APPLIED. PROOF LOADING ON INSTALLATIONS IS RECOMMENDED.





**Doughty Engineering Ltd**

Crow Arch Lane

Ringwood, Hampshire, BH24 1NZ

Tel: +44 (0) 1425 478961 Fax: +44 (0) 1425 474481

email: [sales@doughty-engineering.co.uk](mailto:sales@doughty-engineering.co.uk)

Web: [www.doughty-engineering.co.uk](http://www.doughty-engineering.co.uk)

Note: Whilst every effort has been made to ensure that the information contained within this manual is correct, Doughty Engineering does not accept any liability for errors or omissions. Specifications and technical data are intended for guidance purposes only and may vary.