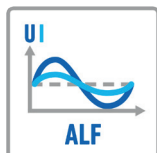
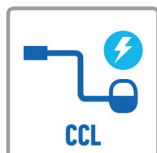


## EB MAX 6/9

### Main Features

- Automatic or manual control of lamp frequency



### MAX Technology – Max Performance

Starting with the EB MAX 1.8 in 2017 ARRI built the foundation for a whole new range of high speed electronic ballasts – the EB MAX range. Together with three other models – EB MAX 2.5/4, EB MAX 6/9 and EB MAX 12/18 – the MAX range combines cutting-edge features with new remote control possibilities from 575 up to 18,000 W.

The EB MAX 6/9 is designed for two power classes: 6,000 W and 9,000 W. When combined with the state-of-the-art ARRI daylight lamphead M-Series M90, it enables optimal performance and advanced control for high image quality – at any frame rate.

The EB MAX 6/9 is equipped with essential features such as Active Line Filter (ALF) and Compensation of Cable Losses (CCL), delivering maximum light quality with efficient supply and wiring. The AutoScan feature ensures optimum light and image quality with a minimum of effort for high-speed recordings up to 1,000 fps and beyond.

Besides lamp operation at 50 or 60 Hz, if noise needs to be minimized, or at 75 Hz for standard frame rates, the EB MAX range accommodates high-speed frequencies at 1,000 Hz and – for the first time – at 300 Hz.

Three different modes are available for high-speed operation: AutoScan (fully automatic), Man (manual frequency control) or AutoMan (combining manual frequency setting with automatic frequency control). Using the AutoScan mode requires no further interaction by an operator. After a two-stage scan the lamp frequency is selected and set by the ballast; all parameters are continuously monitored and adjusted automatically, if required.

The EB MAX 6/9 as well as the other models of the EB MAX range offer new levels of DMX control. In addition to On/Off and dimming, both operation mode and frequency can now be controlled remotely. For ultimate ease of use, indicators on the ballast's front panel display the lamp wattage, DMX channel, operation mode and selected lamp frequency.

For Daylight-Systems ARRI offers an extended warranty period of five years.

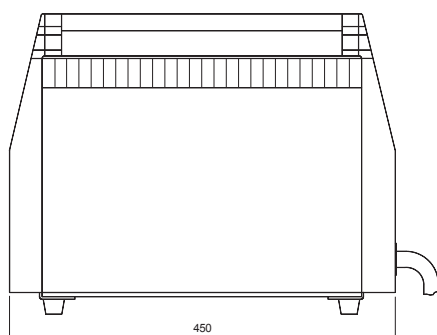
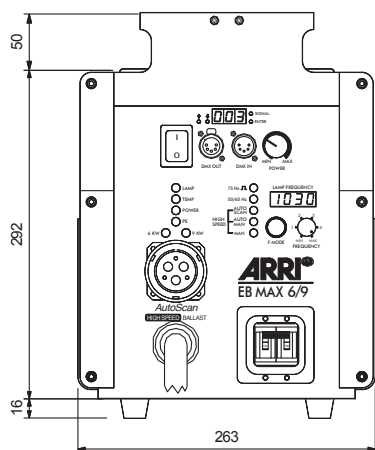


**5 YEAR**

warranty for new daylight systems (head + ballast)

## Technical Specifications

### EB MAX 6/9



L2.0016747	EB MAX 6/9, ALF, CCL, DMX, AutoScan (300 / 1,000 Hz)
L2.0019425	EB MAX 6/9, ALF, CCL, DMX, AutoScan (300 / 1,000 Hz) (Canada)
<b>Ballast Type</b>	Electronic High Speed Ballast for discharge lamps
<b>Lamphead Types</b>	ARRI M-Series M90, (ARRISUN 6000, ARRI Daylight 6000, ARRI Compact 6000)
<b>Weight</b>	approx. 28 kg (61.7 lbs)
<b>Dimension</b>	358 x 263 x 450 mm / 14.1 x 10.4 x 17.7" (H x W x L)
<b>Line Connection</b>	bare ends
<b>Lamp Power</b>	6,000 W and 9,000 W, discharge lamps only
<b>Line Voltage</b>	180 - 250 V~, 50/60 Hz, 1, N, PE (single phase)
<b>Line Current</b>	56 - 44 A (230 V~)
<b>Max. Power</b>	11,200 VA (max.)
<b>Power factor (cos φ)</b>	cos φ 0.98 due to Active Line Filter (ALF)
<b>Efficiency</b>	min. 0.91
<b>Protection Class / IP Rating</b>	I / IP20
<b>Temperature</b>	45°C (113°F) for max. ambient temperature
<b>Active Line Filter (ALF)</b>	✓
<b>Compensation of Cable Losses (CCL)</b>	Up to 80 m (230 V~) Up to 50 m (200 V~)
<b>DMX</b>	512, In and Out, 3 channels Dimming 100 % to 50 % of electrical output power On/Off Switch Mode Selection (Low Noise, Standard, AutoScan, AutoMan, Manual) Frequency setting (High Speed only)
<b>DMX Connector</b>	DMX In / Out (XLR 5-pol) connector
<b>Ignition</b>	Cold start and hot restrike
<b>Automatic Detection</b>	Lamp wattage detection Lamphead detection
<b>Lamp Frequencies</b>	50/60 Hz (Low Noise) 75 Hz (Standard) 300 Hz / 1,000 Hz (High Speed; 3 modes)
<b>High Speed Modes</b>	AutoScan: Frequency scan, automatic control and adjustment of lamp frequency AutoMan: Manual frequency setting with automatic control and adjustment of lamp frequency Man: Manual frequency setting only, no automatic adjustment
<b>High Speed Frequency Ranges</b>	300 Hz : 270 - 360 Hz 1,000 Hz : 900 - 1,200 Hz
<b>Indication</b>	Display for DMX channel and lamp frequency Successful ignition with LED „LAMP“ (yellow) Overtemperature with LED „TEMP“ (red) Line Power with LED „POWER“ (green) Protective earth with LED „PE“ (green) Lamp type with LED (6 kW green, 9 kW yellow)

All values are nominal / typical values.